



PondMate

Quality Water Garden Products

By Rain One Australia.

The beautiful water garden book

Water Gardens &
Water Features
made easy.

Take some great products,
good advice, your imagination,
add water then sit back and enjoy.

Ponds - Pumps - Filters

Pond lighting - Garden

lighting - Solar lighting

Water garden accessories



Our endless fascination with water has manifested into gardens with more homeowners opting for the soothing sounds of a cascading fountain or gentle flowing waterfall, and the visual splendour and appeal a water garden offers, not to mention the added value it can bring to your lifestyle and of course your real estate.

Choosing the right style of water feature is a matter of personal taste, what's important is that you consider the size of the feature in relation to the space you have available. Our range of beautiful fountains offer you variety, and quality finishes to suit any garden setting, from the modern appeal of stainless steel to the classical charm of polished copper.



Stainless Steel Quality

Available in large and mini sizes, which are also ideal for indoor features, patios, balconies or small yards. Large size heights range from 75cm to 100cm. Minis from 40cm to 65cm.



- A: TRIUMPH Height: 75cm
- B: VOYAGER Height: 78cm
Also available in copper
- C: OLYMPIC Height: 100cm
- D: HARLEY Height: 100cm



PondMate Copper Water Features



- A: Copper Water Lilly, available in 3,5,10 & 15 leaf forms.
- B: Copper Arum Lilly, available in 3 leaf & flower or 4 leaf.
- C: Copper Bullrush 20 stem, 60cm, 1m or 1.2m.
- D: Copper Lotus Lilly, available in 3 leaf
- E: Cascade Farmington, towers to 230cm
- F: Winding Cascade
- G: Descending Cascade available 6 or 9 cup in copper, and 4 & 6 cup in stainless steel
- H: Small Fanfare
- I: Mystrey Cascade



**NEW
EXCITING
RANGE**



GardenMate
Quality Garden Products

Lighting

GardenMate Low Voltage Garden Lighting



LOURVE
Stainless Steel finish. Available 45cm & 110cm



CANDLE
Stainless Steel finish. Available 45cm & 111cm



SPHERE
Cast Aluminium finish. Available 60cm & 80cm



CRYSTAL BALL
3 Glass Spheres with bubble effect on a 9cm pillar. complete with pin box, low voltage transformer and 15 metres of lighting cable.

"Lighten up"...

With GardenMate's stunning new range of garden lighting.

Gone are the days of bright power hungry flood lights that would promise to turn night into day, and in some cases our yards into solariums, and not to mention act as a beacon to every flying bug within the neighbourhood.

Low voltage lighting is not only economical and safe to install, it also gives your gardens, paths and entertainment areas a stylish soft ambiance. We even have pond lights to create wonderful water garden effects.

GardenMate Solar Lighting

RHEA
Height 34cm

CERES
Height 34cm

VEGA
Height 34cm

POLY GLOBE
Floating Solar Light. Up to 8 Hours run time Size 13cm. Can be mounted.

ORION
Height 32cm

KRYSTAL PLUS
Height 33cm

Polished Metal finish. Up to 8 Hours run time

High Grade UV protected plastic housing. Up to 8 Hours run time



PondMate Pond Lighting

PondMate Trio Submersible Spotlight

Ideal for fountains and ponds. The 3 x 20 watt submersible spotlights work with one transformer via connection to the three way adaptor. Comes with:

- Coloured Lenses
- Plastic basin
- Transformer with three way adaptor



Encapsulated Transformers

Weather proof encapsulated transformers for outdoor use. A complete range from 12V 20VA through to 12V 300VA

Above or below water spot lights, from 20 to 50 watt



"A full range of indoor & outdoor transformers and lighting accessories"

Rock Ponds

"Stunning fibreglass ponds in rock look-a-like finish"



Complete Sets



Bird Rock & Basin
Length: 80cm, Width: 53cm,
Height: 58cm



Medium Slate Pond with falls
Length: 212cm, Width: 163cm,
Height: 65cm Capacity: 200 litres



Stacked Slate Pond with falls
Length: 110cm, Width: 100cm,
Height: 46cm Capacity: 40 litres



Small Corner Unit
Width: 163cm, Height: 96cm
Capacity: 10 litres



Swan Cascade & Pond small
Length: 94cm, Width: 70cm,
Height: 45cm Capacity: 21 litres



4 Tier Pond & falls medium
Length: 123cm, Width: 93cm,
Height: 100cm Capacity: 50 litres



Large Slate falls & Pond
Length: 285cm, Width: 149cm,
Height: 120cm Capacity: 350 litres



Thames Falls & Pond
Length: 227cm, Width: 161cm,
Height: 74cm Capacity: 125 litres



Corner Panel & Pond
Length: 86cm, Width: 86cm,
Height: 157cm Capacity: 25 litres



Waterberg Falls & Pond
Length: 227cm, Width: 265cm,
Height: 175cm Capacity: 640 litres



Large Corner Cascade
Width: 132cm, Height: 168cm

Waterfalls



Crocodile Falls
Length: 91cm,
Width: 83cm,
Height: 50cm



Drakensburg falls
Length: 74cm,
Width: 106cm,
Height: 130cm



Oribi Falls Medium
Length: 69cm,
Width: 67cm,
Height: 60cm



Split Stream
Length: 104cm,
Width: 64cm,
Height: 36cm

River Run Series

- | | | | |
|-----------------------------|-------------|-------------|--------------|
| (1) River Run Pebble Effect | Length 70cm | Width 68cm | Height 13cm |
| (2) River Run Rounded Front | Length 81cm | Width 64cm | Height 23cm |
| (3) River Run Straight | Length 73cm | Width 66cm | Height 17cm |
| (4) River Run Small Step | Length 73cm | Width 64cm | Height 36cm |
| (5) River Run Top Rock | Length 49cm | Width 26cm | Height 13cm |
| (6) River Pond | Depth 30cm | Width 172cm | Length 194cm |




Ponds



Fish Pond

Length: 137cm, Width: 113cm,
Depth: 37cm Capacity: 120 litres



River Pond

Length: 194cm, Width: 172cm,
Depth: 30cm Capacity: 280 litres



Crystal Pond

Length: 223cm, Width: 134cm,
Height: 34cm Capacity: 260 litres



Otter Pond Large

Length: 133cm, Width: 98cm,
Height: 23cm Capacity: 70 litres



Ruby Pond

Length: 190cm, Width: 142cm,
Height: 31cm Capacity: 160 litres



Cedar Pond

Length: 150cm, Width: 105cm,
Height: 52cm Capacity: 48 litres



Corner Pond

Width: 166cm, Height: 48cm
Capacity: 135 litres



Accessories such as the
Pinnacle or Crocodile
also available.

PondMate Filtration

"Filtration equipment to keep
your pond sparkling clean"

Clear
Water
Guaranteed

PondMate 2000 Complete Filter

The PondMate 2000 signals the end of pea soup green water forever. They combine the effectiveness of an ultra violet clarifier with the benefits of a bacterial filter ensuring your pond will be clear of suspended algae, which makes for a healthy and happy environment for your fish.



PondMate
Biological Filters
are available for
ponds ranging from
1,000 to 22,000
litres.



Ultraviolet Clarifiers

Perfect for eliminating green water forever. Various sizes are available for ponds from 7,000 litres to 20,000 litres. Units can be combined for larger ponds.



Planter 500 Filter

The planter 500 is a decorative pond filter to suit ponds up to 2000 litres. Grow plants and flowers on top to hide the filter.



PondMate Bermuda Instant Ponds

Ideally suited for medium to small gardens.

These compact pools are made from hard-wearing polyethylene.



RAINSWORTH Small

Length: 770 mm
Width: 700 mm
Depth: 270 mm
Volume: 62 litres



SHIREBROOK Standard

Length: 1140 mm
Width: 685 mm
Depth: 360 mm
Volume: 120 litres



SUTTON Medium

Length: 1400 mm
Width: 1040 mm
Depth: 340 mm
Volume: 184 litres



CARRINTON Large

Length: 1950 mm
Width: 1110 mm
Depth: 400 mm
Volume: 470 litres



HOLLINGWORTH

Length: 1400 mm
Width: 1120 mm
Depth: 460 mm
Volume: 470 litres

PondMate Pond Liner

Our range of pond liner comes in 2, 4, 6 or 8 metre widths. Pond liner allows you to create a pond shape and size to suit your garden.



Buy
your
liner
by the
metre.

25
Year
Guarantee



PondMate Patio Pond

Ideal for courtyards. Enjoy the sound of running water without a pond. Four shapes and sizes available.
Square: 80 x 80 x 30cm.
Rectangle: 73 x 57 x 26cm.
Large Round: 100 x 30cm.
Small Round: 64 x 15cm.

A huge range of fountain and waterfall pumps for any size pond


System M Pumps

New generation fountain pumps - ideal for small to medium garden ponds and waterfalls. Available with a wide range of fountain heads, pre-filters and 10m cable.

M 500		M 1600	
Max Flow	480 lph	Max Flow	1500 lph
Max Head	0.7m	Max Head	2.2m
Power Consumption	10 Watts	Power Consumption	25 Watts
M 800		M 2100	
Max Flow	780 lph	Max Flow	2100 lph
Max Head	1.3m	Max Head	2.5m
Power Consumption	13 Watts	Power Consumption	40 Watts
M 1200			
Max Flow	1260 lph		
Max Head	1.8m		
Power Consumption	20 Watts		



3
Year
Guarantee



Pre-filter
Easy to disassemble without tools.

Aquapor
fine-mesh filter for jet operation

Pump
stable stand to be screwed in with practical handle and 10m connection cable

Impeller
very solid removable rotor assembly

Multi System "MP" Pumps

Fountain Pumps designed for a wide variety of applications, being ideal for larger pond sizes as well as for waterfalls.


Low running cost

- Wear-resistant ceramic bearings for continuous and trouble free use
- Overload protection by means of a thermal overload trip
- Economical to run due to high efficiency
- Easy cleaning with large 2-step filter
- Simple maintenance with removable rotor assembly
- Suitable for submersible and non-submersible use

MP 3500		MP 4500		MP 35000	
Q max	3480lph	Q max	4500lph	Q max	35000lph
H max	3.4m	H max	4.1m	H max	11.5m
Power Consumption	45 Watts	Power Consumption	65 Watts	Power Consumption	650 Watts
MP 6000		MP 8000			
Q max	6000lph	Q max	7800 lph		
H max	5.1m	H max	6.1m		
Power Consumption	100 Watts	Power Consumption	120 Watts		
MP 10000		MP 21000			
Q max	9900lph	Q max	21000lph		
H max	6.5m	H max	11.0m		
Power Consumption	170 Watts	Power Consumption	510 Watts		



5
Year
Guarantee



Multi System "MPF"

Economical to run,
very low maintenance

The pumps unique Vortex impeller design alleviates the need for a foam pre-filter and drastically reduces in-pond maintenance.

- Specially designed for use with external filter systems
- Energy saving
- Suitable for use in dirty water through the Vortex impeller
- Wear-resistant ceramic bearings for continuous and trouble free use
- Overload protection by means of a thermal overload trip
- Economical to run due to high efficiency
- Simple maintenance with removable rotor assembly
- Suitable for submersible or non-submersible use


MPF 3000	
Q max	3000 l/h
H max	2.5m
Power Consumption	40 Watts



MPF 4500	
Q max	4800 l/h
H max	3.0m
Power Consumption	60 Watts

Conventional impeller

MPF 6000	
Q max	6000 l/h
H max	3.5m
Power Consumption	95 Watts




Dirt particles are conveyed in the current of water through the impeller and may cause clogging.

MPF 8000	
Q max	8100 l/h
H max	4.0m
Power Consumption	115 Watts

Vortex impeller

MPF 10000	
Q max	9900 l/h
H max	4.5m
Power Consumption	135 Watts




Dirt particles in the water may pass freely through the impeller.

MPF 13000	
Q max	12600 l/h
H max	5.0m
Power Consumption	175 Watts

5
Year
Guarantee

Flexi Tube

Won't kink or squash so water can flow freely. When used in garden ponds, the black hose is nearly invisible. The maximum recommended pressure is 1 bar (15psi/100kpa), the useful design of the flexible spiral hose allows you to run the hose smoothly around the edges without any squeezing.



Biological Pond Treatments & Accessories

"Environmentally Friendly & Fish Safe"

Soil Water Treatments

- A reliable, healthy and safe pond treatment range.
- Environmentally friendly.
- The simple way to create a healthy pond.



Pond Essential
Biological control of algae.



Pond Starter
Prepares ideal pond water from the tap, rain or well water.



AlgoSol
Effectively retards blue, green string algae.



Oxygen Active
Decomposition and mineralisation of sludge.



Water Lily Splendid
Supplies nutrients and trace elements for plants to the water.



Bio Booster
Decomposes ammonia & nitrate.



Zeo Speed
Mineralisation of soluble phosphate from the water.



Fish Mineral
Neutralises toxic for fish elements like nitrite or ammonia.



Phoslock
Binds phosphate into an insoluble mineral.

Koi Stable
Supplies all the necessary minerals & trace elements for fish.



Fiberglass River Wash Stones
Lightweight realistic rocks.



Full range of Fountain Heads, Globes & Coloured Lenses

Pondmate Mist Makers

"Bring your pond or water feature to life"



Our complete range of mist makers include:

- Single mist maker;
- 3, 5, 6 and 9 disc mist maker;
- Mist maker with lights and;
- Single mist maker with 3 or 6 LED lights.
- And now 3 & 5 disc with alternating LED lights

**Move over fish bowls!!!
The new era in small pet fish
aquariums is here...**

mini aquarium

The PondMate Mini Aquarium comes complete with light, pump and its own built in filter. That means a healthier environment. Available in Blue, Yellow, Grey and Black



Pond Treatments



Pond Pumps

PondMate Fountain Pumps

Our fountain pumps are ideal for small to medium fresh or salt water ponds.

Comes with:

- 10 metre cable
- Fountain heads
- Pre-filter and;
- Hose connector.

Also suitable for non-submersible applications.

PM700FP

Max head - 1.2m
Max flow - 700lph
Power consumption - 10 watts

PM1000FP

Max head - 1.95m
Max flow - 1000lph
Power consumption - 20 watts

PM1500FP

Max head - 1.9m
Max flow - 1500lph
Power consumption - 35 watts

PM2400FP

Max head - 2.4m
Max flow - 2400lph
Power consumption - 35 watts

PM3500FP

Max head - 2.8m
Max flow - 3500lph
Power consumption - 60 watts

PM4800FP

Max head - 4.5m
Max flow - 4800 lph
Power consumption - 90 watts

PM6000FP

Max head - 4.0m
Max flow - 6000lph
Power consumption - 130 watts

PM8500FP

Max head - 5.5m
Max flow - 8500lph
Power consumption - 230 watts



Waterfalls

Imagine... the effect of a soft cascading water fall over your pool, or just as a water wall feature surrounded with your favourite plants ...

Whether small or large, we have an extensive range of water falls in various sizes and effects, including fibre optic lighting, that will suit many applications. They will never fail to impress.



Aquaforce Water Blade at night



Aquaforce Rain effect



Sheer Descent



Water Wall Trough

PondMate Circulation Pumps

PondMate's range of circulation pumps are ideal for water features and hydroponics. Comes complete with 3 metre cable.

PM250P

Max head - 0.45m
Max flow 250lph

PM1000P

Max head - 1.80m
Max flow 1000 lph

PM3500P

Max head - 2.8m
Max flow 3500lph

PM350P

Max head - 0.70m
Max flow - 350lph

PM1500P

Max head - 1.80m
Max flow - 1500lph

PM4800P

Max head - 4.00m
Max flow - 4800lph

PM550P

Max head - 1.3m
Max flow - 550lph

PM2400P

Max head - 2.3m
Max flow - 2400lph



All PondMate pumps feature a 2 Year Guarantee

PondMate Vertical Submersible Pumps

Ideal for both fresh and salt water applications. Powerful flow, high lift and economical to run. Comes complete with float switch which will turn the pump off if the water level is low.

PM4000SP

Max head - 4.0m
Max flow - 4000lph
Power consumption - 100 watts

PM8000SP

Max head - 5.2m
Max flow - 8000lph
Power consumption - 150 watts



Circulation Pumps also available in LOW VOLTAGE from 350 lph to 3500 lph



PondMate
Quality Water Garden Products



More Helpful tips are available by downloading "The Do's and Don'ts to Installing Your Perfect Water Garden"

www.pondsandpumps.com.au

Trade Enquiries: 1300 132 302

