

TABLE OF CONTENTS – See Index at back of Price List

SECTION No.	Page No.
1. PUMP BUCKETS - NEOPRENE	4
2. PUMP BUCKETS - LEATHER	5
3. FLOAT VALVES	6
• RAINDROP GLASS FILLED NYLON (Lead Free)	6
• GFN FLOAT VALVE SPARES	6
• RAINDROP ALUMINIUM BRONZE	7
• RAINDROP 304 STAINLESS STEEL (Lead Free)	8
• RAINDROP® 1½" ALI/BRONZE DUAL LEVEL FLOAT VALVE	9
• RAINDROP 3" FLOAT VALVES – Stainless Steel and Bronze	10
• COMET LOW PRESSURE BRASS FLOAT VALVE c/w BRASS FLOAT	10
• "BROWN" LAMBETH PATTERN HIGH PRESSURE FLOAT VALVE c/w COPPER FLOAT	10
• RAINDROP ALI/BRONZE & ST/STEEL FLOAT VALVE SPARES	11
• COPPER BALL FLOATS	12
• FLOAT VALVE RUBBERS - SOUTHERN CROSS, COMET & MBP	12
• DIAPHRAGM HIGH PRESSURE FLOAT VALVES	13
• APEX FULL FLOW RESERVOIR VALVES	14
• SPARTAN BRASS, TAIWAN BRASS & MBP	15
• JOBE – MEGAFLOW, TOPAZ & ROJO VALVES (Diaphragm type)	16
• APEX RAINAID® VALVES	17
• APEX PUMP BUDDY® VALVES	17
• APEX 'BIG BOY' DIAPHRAGM VALVE	18
• HANSEN FLOAT VALVES – SUPER FLO, MAX FLO, LEVELLER	19
• APEX FLOAT VALVE SPARE PARTS	20
4. SOUTHERN CROSS MECHANICAL SEALS	22
5. UNISEAL FITTINGS	23
6. GLAND PACKINGS, SEALING & THREAD TAPES	24
• TAPES – SELF FUSING, THREAD SEAL, TROUGH JOINING, STAG PASTE	26
7. WINDMILL PUMPS	27
• RAINDROP FLUSH CAP PUMPS	27
• RAINDROP & COMET DRAW PLUNGERS	28
• BELVIDERE WIND CONVERT-A-VALVE	28
• BORESAVER, IRON KLEEN, ULTRA C & MULTIKLEEN	28
• RAINDROP SYPHON PUMPS & ACCESSORIES	29
• RAINDROP PACKING TUBES – COMPENSATORS	29
• ERTACETAL (H.D. NYLON TYPE) PACKING TUBE INSERTS	30
• SUBMERSIBLE PUMP SHROUD ADAPTOR	30
• SOUTHERN CROSS TOP CAP, BARREL & CAGE WASHER SET	30
• ALDERDICE BRASSFOUNDERS PRODUCTS – BORE PUMPS, FLOAT VALVES, FOOT & CHECK VALVES	30
• FLUSH CAP, DRAW PLUNGER & PACKING TUBE SPARE PARTS LIST	31
8. WINDMILL ACCESSORIES	33
• PUMP ROD COUPLINGS, MILL RODS	33
• GALVANISED HIGH TENSILE STEEL WINDMILL PUMP RODS	34
• STAINLESS STEEL WINDMILL PUMP RODS	34
• WOODEN WINDMILL PUMP RODS	34
• NYLON MILL ROD CENTRALIZERS	34
• MANGANESE/BRONZE PUMP ROD FORK CONNECTORS	34
• STH. CROSS PUMP ROD JOINTS "FJE" TO SUIT SQUARE WOOD RODS	34
• GAL. STEEL WINDMILL PUMP ROD FORK CONNECTORS c/w Spring Washers	35
• GALVANISED STEEL WINDMILL PUMP COLUMN PIPE CLAMPS	35
• COMBINED BORE CASING/PIPE CLAMPS – CAST IRON	35
• STEEL WELD-ON PUMP ROD JOINTS	35
• GALVANISED FISH PLATES	36
• GALVANISED STEEL BORE CAPS	36
• 3/8" GALVANISED HOOK BOLTS c/w GALV. NUTS & WASHERS	36
• ½" GALVANISED U-BOLTS c/w NUTS & WASHERS	36
9. WINDMILL PUMP COLUMN & PUMP RODS - PROPOL	37
• PUMP COLUMN RUBBER STABILIZERS & PROPOL PIPE CLAMPS	37
10. WINDMILLS - WINDPUMP	38
11. HAND PUMPS	39
• EZI-ACTION® HAND PUMPS	39

•	HAND PUMPS – CAST IRON.....	40
•	AMAZON 12V SUBMERSIBLE PUMPS	40
•	HAND PUMPS – ROTARY DRUM PUMP	41
12.	DRINKING BOWLS CAST ALUMINIUM & PLASTIC	42
13.	HOSE COCKS & TAPS – BRASS & PLASTIC	43
14.	VALVES MANUAL.....	44
•	BALL VALVES – PVC,NYLON, BRASS, 3 WAY & S/STEEL	44
•	NEEDLE VALVES STAINLES STEEL	47
•	SLIDE GATE VALVES - PVC	47
•	BRASS GATE VALVES	48
•	BUTTERFLY VALVES	49
•	CHECK VALVES (SWING, CHECK & LIFT).....	50
•	FOOT VALVE (SWING & SPRING LOADED)	53
•	DAM FLOATS POLYSTYRENE & PIPE CONNECTING FITTINGS	54
15.	SYSTEM REGULATING VALVES.....	55
•	PRESSURE RELIEF VALVE - SRV BRASS & S/STEEL ADJUSTABLE	55
•	PRESSURE REDUCING DRV BRASS ADJUSTABLE	56
•	AIR VENTING & VACUUM RELEASE.....	57
•	BACKFLOW PREVENTION REDUCED PRESSURE ZONE (RPZ).....	58
16.	SOLENOID VALVES	59
•	200 SERIES PLASTIC HYDRAULIC/ ELECTRIC CONTROL VALVES	59
17.	PRESSURE GAUGES* – GLYCERINE FILLED.....	60
18.	WATER METERS	61
19.	FLOW METERS – ROTAMETERS.....	62
20.	CARE-FREE WATER CONDITIONERS	63
21.	FILTERS & SCREENS.....	65
•	DRINKING WATER TREATMENT FILTERS	65
•	INLINE FILTERS & STRAINERS.....	66
•	STAINLESS STEEL WEDGEWIRE SUCTION SCREEN & SPEARS	68
22.	TANK ACCESSORIES	69
•	TANK GAUGES.....	69
•	FIRST FLUSH WATER DIVERTER (Dry System)	71
•	POLYPROPYLENE TANK TOP INLET LEAF STRAINER & LIGHT GUARDS	72
•	POLY TANK TOP INLET LEAF STRAINER & FILTER.....	72
•	PVC OVERFLOW SCREENS.....	72
•	PVC CORRUGATED PROFILE OVERFLOW SCREENS	73
•	RAIN HEADS- Leaf Eater® & Leaf Beater®	73
•	MOZZIE STOPPER™ – HI -FLOW VALVE FLAPS.....	74
•	AUTO TANK VACUUM SYSTEM	74
23.	TANK CONNECTOR (OUTLET) FITTINGS	75
•	BRASS ALL THREADS, BACK NUTS & WASHERS	75
•	TANK OUTLET ASSEMBLIES – BRASS & STAINLESS STEEL FLANGED FOR FLAT SIDED TANKS	76
•	TANK OUTLET ASSEMBLIES – PLASTIC POLY, HANSEN & ALLTHREAD.....	78
•	TANK OUTLET ASSEMBLIES CORRUGATED – BRASS / ALLOY / GAL.....	79
•	BULK CONTAINER POLYPROPYLENE ADAPTOR FITTINGS.....	80
24.	TROUGH ACCESSORIES.....	81
•	BRASS TROUGH SOCKETS & PLUGS.....	81
•	TROUGH RUBBERS & TAPERED SOLID RUBBER TROUGH PLUGS.....	82
•	TROUGH BROOMS & HANDLES	83
25.	CAMLOCK COUPLINGS.....	84
26.	ABS GREY PRESSURE PIPE & FITTINGS	86
27.	PVC (uPVC and cPVC) GREY SCHED 80 PRESSURE PIPE & FITTINGS	86
28.	PLASSON POLY FITTINGS – COMPRESSION / ELECTROFUSION / BUTT WELD.....	86
29.	PIPE FITTINGS - THREADED	87
•	BRASS MF REDUCING ADAPTORS.....	96
30.	COMPRESSION FITTINGS	97
•	COPPER COMPRESSION FITTINGS – NYLON OLIVE	97
•	PIPE COMPRESSION FITTINGS (RIKEN, LASCO PVC, GIBAULTS, TAPPING BANDS & TEST PLUGS).....	99
•	TELESCOPIC POLY COMPRESSION FITTINGS.....	101
•	STORZ FITTINGS	102
•	TAPPING BANDS.....	104
31.	PIPE SUPPORT CLIPS & SPACERS - POLYPROPYLENE.....	105
32.	PIPE RISERS.....	106
•	GALVANISED PIPE RISERS.....	106
•	POLYPROPYLENE PIPE RISERS.....	107

33. HOSE FITTINGS & ACCESSORIES	108
• BRASS RING & TAIL AND LUMP ENDS (TAIL MACHINED - TYPE)	108
• STAINLESS STEEL LUMP ENDS	108
• GLASS FILLED NYLON RING & TAILS & LUMP ENDS, WASHER & COMBINATION NIPPLES	109
• POLYPROPYLENE RING & TAIL AND LUMP ENDS	109
• WASHERS for RING & TAILS	110
• PLATED STEEL COMBINATION NIPPLES (HOSE TAIL)	110
• PRESSURE NOZZLES, WATERING HOSES & STANDS	111
• SUNMATE SPRINKLER & WATERING ACCESSORIES	113
• SPRINKLER BASES & STANDS	114
34. IRRIGATION SPRINKLERS - IMPACT, POPUP, WOBBLER, BUTTERFLY & GEAR DRIVEN	116
• K-RAIN GEAR DRIVE ROTOR SPRINKLERS	123
35. IRRIGATION CONTROLLERS	125
• TAP TIMERS	125
• CONTROLLERS	126
36. PLASTIC JUGS, BUCKETS, RAIN GAUGES, SHOVELS, FEED SCOOPS & FUNNELS,	127
• POLYETHYLENE STAR PICKET CAPS - SAFETY YELLOW	129
37. INDEX	130

1. PUMP BUCKETS - NEOPRENE

Code	Size & Description		
NPB10012	1" x 1/2" centre		
NPB11812	1 1/8" x 1/2" centre		
NPB11458	1 1/4" x 5/8" centre		
NPB13858	1 3/8" x 5/8" centre		
NPB11212	1 1/2" x 1/2" centre		
NPB13412	1 3/4" x 1/2" centre		
NPB17834	1 7/8" x 3/4" centre		
NPB21516	2" x 1 5/16" centre		
NPB20012	2" x 1/2" centre		
NPB20010	2" x 1" centre		
NPB214112	2 1/4" x 1 1/2" centre		
NPB21412	2 1/4" x 1/2" centre		
NPB21217	2 1/2" x 1.7" centre		
NPB21212	2 1/2" x 1/2" centre		
NPB234178	2 3/4" x 1 7/8" centre		
NPB234196	2 3/4" x 1.96" (49.85mm) centre		
NPB23412	2 3/4" x 1/2" centre		
NPB30020	3" x 2" centre		
NPB30012	3" x 1/2" centre		
NPB314214	3 1/4" x 2 1/4" centre		
NPB314OS	3 1/4" x old style		
NPB31210	3 1/2" x 1" centre		
NPB312235	3 1/2" x 2.35" centre		
NPB312212	3 1/2" x 2 1/2" centre		
NPB40010	4" x 1" centre		
NPB40030	4" x 3" centre		
NPB41430	4 1/4" x 3" centre		
NPB414314	4 1/4" x 3 1/4" centre		
NPB41210	4 1/2" x 1" centre		
NPB412OC	4 1/2" x open centre **		
NPB50010	5" x 1" centre		
NPB500OC	5" x open centre **		
NPB60010	6" x 1" centre		
NPB600OC	6" x open centre**		



→ For 2 3/4" Raindrop Draw Plunger

→ For 2 3/4" R/drop Flush Cap Pump

Notes

- 1. PRICING IS PER BUCKET. Neoprene Buckets are only sold in Packets of 2 Buckets per packet.**
- ** Please specify centre hole sizes required for 4 1/2", 5" & 6" cut out centre buckets as these vary with different makes of pumps.
- OLD style (low profile/short skirt) Neoprene Buckets available in some selected sizes for specific customer applications.
- For 4 1/4" COMET DRAW PLUNGER PUMPS we make 4 1/4" Buckets with 3" centres. Standard 4 1/4" Buckets have 3 1/4" centres.
- 5 1/4", 5 1/2", 8", 10" & 12" Buckets available for SX & COMET Hot water pumps - POA

2. PUMP BUCKETS - LEATHER

- **Type No.1 BUCKET** - Standard Vegetable Tannage, Waxed Finished (water use)
- **Type No.3 BUCKET** - Standard Vegetable Tannage, Oiled Finished (Air & Hydraulics)
- **Sizes 7" to 20" – POA BUCKETS ARE SUPPLIED STANDARD WITH SMALL HOLE**
- **When ordering, bucket type & centre size (if other than standard 1/2" centre) must be specified**
- OTHER SPECIAL SIZES & CUT-OUT CENTRES AVAILABLE ON REQUEST
- Packed in standard Boxes of 12, but will supply split boxes.



Code	Brand	Size		
LPB78116 / LPB100116		7/8" & 1" (1/16" Wall)		
LPB3418 / LPB7818		3/4" & 7/8" (1/8" Wall)		
LPB100		1"		
LPB100SX	Sth.Cross	1" x 1/2" centre		
LPB118		1 1/8"		
LPB114		1 1/4"		
LPB114SX/CO	S. Cross/ Comet	1 1/4" x 5/8" centre		
LPB138		1 3/8"		
LPB138AL/RA	Ald. / Raindrop	1 3/8" x 5/8" centre		
LPB112		1 1/2"		
9.79LPB112SX/CO	S. Cross/ Comet	1 1/2" x 3/4" centre		
LPB158		1 5/8"		
LPB134		1 3/4"		
LPB134ALD	Alderdice	1 3/4" x 5/8" centre		
LPB134CO	Comet	1 3/4" x 7/8" centre		
LPB178RA	Raindrop	1 7/8" x 3/4" centre		
LPB200		2"		
LPB200SX	Sth.Cross	2" x 1" centre		
LPB218		2 1/8"		
LPB214		2 1/4"		
LPB238		2 3/8"		
LPB212		2 1/2"		
LPB258		2 5/8"		
LPB234		2 3/4"		
LPB278		2 7/8"		
LPB300		3"		
LPB318		3 1/8"		
LPB314		3 1/4"		
LPB338		3 3/8"		
LPB312		3 1/2"		
LPB358		3 5/8"		
LPB334		3 3/4"		
LPB378		3 7/8"		
LPB400		4"		
LBP418		4 1/8"		
LPB414		4 1/4"		
LPB412		4 1/2"		
LPB458		4 5/8"		
LPB434		4 3/4"		
LPB478		4 7/8"		
LPB500		5"		
LPB518		5 1/8"		
LPB514		5 1/4"		
LPB512		5 1/2"		
LPB600		6"		

Size		
Rega 1 1/4" x 1/16" Wall		
Rega 1 1/2" (MP Knapsack)		
Ded-Eze 1 1/8"		

3. FLOAT VALVES

- **RAINDROP GLASS FILLED NYLON (Lead Free)**

DISCOUNT CODE: 2.5

Low Pressure Valves 1" & 1 1/4" Rated to 30 PSI (with 6" ball float)

Low Pressure Valves 1 1/2" Rated to 15 PSI & 2" Rated to 12 PSI (with 7" ball float)

High Pressure Valves 3/4" – 1 1/4" Rated to 60 PSI (with 6" ball float) 1 1/2" – 2" Rated to 60 PSI (with 7" ball float)

DIRECT SCREWED TO BLACK PE BALL FLOATS (S/Stl. ARMS)

Code	Size & Item Description		
GFN075BF	3/4" Universal - 5" Arm & 6" Float		
GFN100 'L' or 'H'BF	1" LP or HP - 5" Arm & 6" Float		
GFN125 'L' or 'H'BF	1 1/4" LP or HP - 5" Arm & 6" Float		
GFN150 'L' or 'H'BF	1 1/2" LP or HP c/w 7" Arm & 7" Float		
GFN200 'L' or 'H'BF	2" LP or HP c/w 7" Arm & 7" Float		



BULLET & SPLIT PIN WITH POLYSTYRENE FLOATS (S/Stl. ARMS)

Code	Size & Item Description		
GFN075PF	3/4" Universal – 5" Arm & 10" Float		
GFN100 'L' or 'H'PF	1" LP or HP – 5" Arm & 10" Float		
GFN125 'L' or 'H'PF	1 1/4" LP or HP – 5" Arm & 10" Float		
GFN150 'L' or 'H'PF	1 1/2" LP or HP – 7" Arm & 14" Float		
GFN200 'L' or 'H'PF	2" LP or HP – 7" Arm & 14" Float		



UNDERWATER APPLICATION c/w S/S Chain, Split Rings, S/Stl. Arms) & PE Ball Float

Code	Size & Item Description		
GFN075UW	3/4" Universal - 5" Arm & 6" Float		
GFN100 'L' or 'H'UW	1" LP or HP - 5" Arm & 6" Float		
GFN125 'L' or 'H'UW	1 1/4" LP or HP - 5" Arm & 6" Float		
GFN150 'L' or 'H'UW	1 1/2" LP or HP c/w 7" Arm & 7" Float		
GFN200 'L' or 'H'UW	2" LP or HP c/w 7" Arm & 7" Float		



- **GFN FLOAT VALVE SPARES**

Code	WHITE POLYSTYRENE FLOATS WITH SADDLE (DISCOUNT CODE: 2)		
PFS	SMALL – 10" Long (To suit 3/4", 1" & 1 1/4")		
PFM	MEDIUM – 14" Long (To suit 1 1/2" & 2" valves)		

Code	BALL FLOATS (Discount Code 2.5)		
PBF738	7" x 3/8" Thread		
PBF6516	6" x 5/16" Thread		
PFOVAL4	4" x 5/16" Thread – Oval Black Float – Cold water		

Code	GFN FLOAT VALVE SPARES (Discount Code 2.0)		
GFNVFS	VALVE FLAPS c/w Urethane Face (suit 3/4", 1", 1 1/4")*		
GFNVFL	VALVE FLAPS c/w Urethane Face (suit 1 1/2" & 2")*		
GFNTS	BLACK PLASTIC 'T'- ARM (suit 3/4", 1", 1 1/4")		
GFNTL	BLACK PLASTIC 'T'- ARM (suit 1 1/2" & 2")		
SSPL	LARGE S/STL SPLIT PIN (2 1/2" x 3/16" Dia)		
SSPS	SMALL S/STL SPLIT PIN (2" x 3/16" Dia)		
SSABN	S/STL ADJUSTING BOLT & NUT		
SSA5FTBS	5" S/Stl. arm FT c/w Bullet & Split pin (suit 3/4", 1", 1 1/4")		
SSA7FTBS	7" S/Stl. arm FT c/w Bullet & Split pin (suit 1 1/2" & 2")		
BS	Bullet only c/w Split pin		

(* GFN Valve Flaps sold in packets of 2 – Prices above are per Flap)

● **RAINDROP ALUMINIUM BRONZE**

5 YEAR WARRANTY AGAINST CORROSION

Low Pressure Valves 1" & 1¼" (fitted with 7" Ball)	Rated to 30 Psi
Low Pressure Valves 1" & 1¼" (fitted with 9" Ball)*	Rated to 80 Psi
Low Pressure Valves 1½" (fitted with 9" Ball)	Rated to 15 Psi
Low Pressure Valves 2" (fitted with 9" Ball)	Rated to 12 Psi
High Pressure Valves 1" & 1¼" (fitted with 7" Ball)	Rated to 60 Psi
High Pressure Valves 1" & 1¼" (fitted with 9" Ball)*	Rated to 90 Psi
High Pressure Valves 1½" & 2" (fitted with 9" Ball)	Rated to 60 Psi

(*) Valves fitted with larger 9" Ball attract additional \$15.00 + GST charge – Add a "9" to the code when ordering.

CODE	ITEM DESCRIPTION		
Ali/Bronze Float Valves c/w Brass Arm, Lock Nut & Black Poly Float (Direct Screwed)			
AB100LBF	1" LP c/w 3" Arm & 7" Float		
AB100HBF	1" HP c/w 3" Arm & 7" Float		
AB125LBF	1¼" LP c/w 3" Arm & 7" Float		
AB125HBF	1¼" HP c/w 3" Arm & 7" Float		
AB150LBF	1½" LP c/w 12" Arm & 9" Float		
AB150HBF	1½" HP c/w 12" Arm & 9" Float		
AB200LBF	2" LP c/w 12" Arm & 9" Float		
AB200HBF	2" HP c/w 12" Arm & 9" Float		
Ali/Bronze Float Valves c/w Brass Arm, Bullet & Split Pin & White Styrene Float			
AB100LSF	1" LP c/w 5" Arm & 10" Float		
AB100HSF	1" HP c/w 5" Arm & 10" Float		
AB125LSF	1¼" LP c/w 5" Arm & 10" Float		
AB125HSF	1¼" HP c/w 5" Arm & 10" Float		
AB150LSF	1½" LP c/w 9" Arm & 14" Float		
AB150HSF	1½" HP c/w 9" Arm & 14" Float		
AB200LSF	2" LP c/w 9" Arm & 14" Float		
AB200HSF	2" HP c/w 9" Arm & 14" Float		
Ali/Bronze Float Valves for Underwater Application c/w 2" Brass chain off arm, S/St. Chain & *Split rings & Black Poly Ball Float *(add \$6 to list price for 4.7mm D shackles in lieu of split rings)			
AB100LUW	1" LP c/w 5" Arm & 7" Float		
AB100HUW	1" HP c/w 5" Arm & 7" Float		
AB125LUW	1¼" LP c/w 5" Arm & 7" Float		
AB125HUW	1¼" HP c/w 5" Arm & 7" Float		
AB150LUW	1½" LP c/w 9" Arm & 9" Float		
AB150HUW	1½" HP c/w 9" Arm & 9" Float		
AB200LUW	2" LP c/w 9" Arm & 9" Float		
AB200HUW	2" HP c/w 9" Arm & 9" Float		
Ali/Bronze Float Valves (Bare) No Arm, No Ball Float			
AB100LNF	1" LP – No Arm & No Float		
AB100HNF	1" HP – No Arm & No Float		
AB125LNF	1¼" LP – No Arm & No Float		
AB125HNF	1¼" HP – No Arm & No Float		
AB150LNF	1½" LP – No Arm & No Float		
AB150HNF	1½" HP – No Arm & No Float		
AB200LNF	2" LP – No Arm & No Float		
AB200HNF	2" HP – No Arm & No Float		



● **RAINDROP 304 STAINLESS STEEL (Lead Free)**

5 YEAR WARRANTY AGAINST CORROSION

Low Pressure Valves 1" & 1¼" (fitted with 7" Ball)	Rated to 30 Psi
Low Pressure Valves 1" & 1¼" (fitted with 9" Ball)*	Rated to 80 Psi
Low Pressure Valves 1½" (fitted with 9" Ball)	Rated to 15 Psi
Low Pressure Valves 2" (fitted with 9" Ball)	Rated to 12 Psi
High Pressure Valves 1" & 1¼" (fitted with 7" Ball)	Rated to 60 Psi
High Pressure Valves 1" & 1¼" (fitted with 9" Ball)*	Rated to 90 Psi
High Pressure Valves 1½" & 2" (fitted with 9" Ball)	Rated to 60 Psi

(*) Valves fitted with larger 9" Ball attract additional \$15.00 + GST charge – Add a "9" to the code when ordering.

CODE	ITEM DESCRIPTION		
Stainless Steel Float Valves c/w St/Steel Arm, Lock nut & Black Poly Float (Direct Screwed)			
SS100LBF	1" LP c/w 3" Arm & 7" Float		
SS100HBF	1" HP c/w 3" Arm & 7" Float		
SS125LBF	1¼" LP c/w 3" Arm & 7" Float		
SS125HBF	1¼" HP c/w 3" Arm & 7" Float		
SS 150LBF	1½" LP c/w 12" Arm & 9" Float		
SS 150HBF	1½" HP c/w 12" Arm & 9" Float		
SS 200LBF	2" LP c/w 12" Arm & 9" Float		
SS 200HBF	2" HP c/w 12" Arm & 9" Float		
Stainless Steel Float Valves c/w St/Steel Arm, Bullet & Split Pin & White Styrene Float			
SS 100LSF	1" LP c/w 5" Arm & 10" Float		
SS 100HSF	1" HP c/w 5" Arm & 10" Float		
SS 125LSF	1¼" LP c/w 5" Arm & 10" Float		
SS 125HSF	1¼" HP c/w 5" Arm & 10" Float		
SS 150LSF	1½" LP c/w 9" Arm & 14" Float		
SS 150HSF	1½" HP c/w 9" Arm & 14" Float		
SS 200LSF	2" LP c/w 9" Arm & 14" Float		
SS 200HSF	2" HP c/w 9" Arm & 14" Float		
Stainless Steel Valves for Underwater Application c/w 2" St/Steel chain off arm, S/St. Chain & *Split rings & Black Poly Ball Float *(add \$6 to list price for 4.7mm D shackles in lieu of split rings)			
SS 100LUW	1" LP c/w 5" Arm & 7" Float		
SS 100HUW	1" HP c/w 5" Arm & 7" Float		
SS 125LUW	1¼" LP c/w 5" Arm & 7" Float		
SS 125HUW	1¼" HP c/w 5" Arm & 7" Float		
SS 150LUW	1½" LP c/w 9" Arm & 9" Float		
SS 150HUW	1½" HP c/w 9" Arm & 9" Float		
SS 200LUW	2" LP c/w 9" Arm & 9" Float		
SS 200HUW	2" HP c/w 9" Arm & 9" Float		
Stainless Steel Float Valves (Bare) No Arm, No Ball Float			
SS 100LNF	1" LP – No Arm & No Float		
SS 100HNF	1" HP – No Arm & No Float		
SS 125LNF	1¼" LP – No Arm & No Float		
SS 125HNF	1¼" HP – No Arm & No Float		
SS 150LNF	1½" LP – No Arm & No Float		
SS 150HNF	1½" HP – No Arm & No Float		
SS 200LNF	2" LP – No Arm & No Float		
SS 200HNF	2" HP – No Arm & No Float		



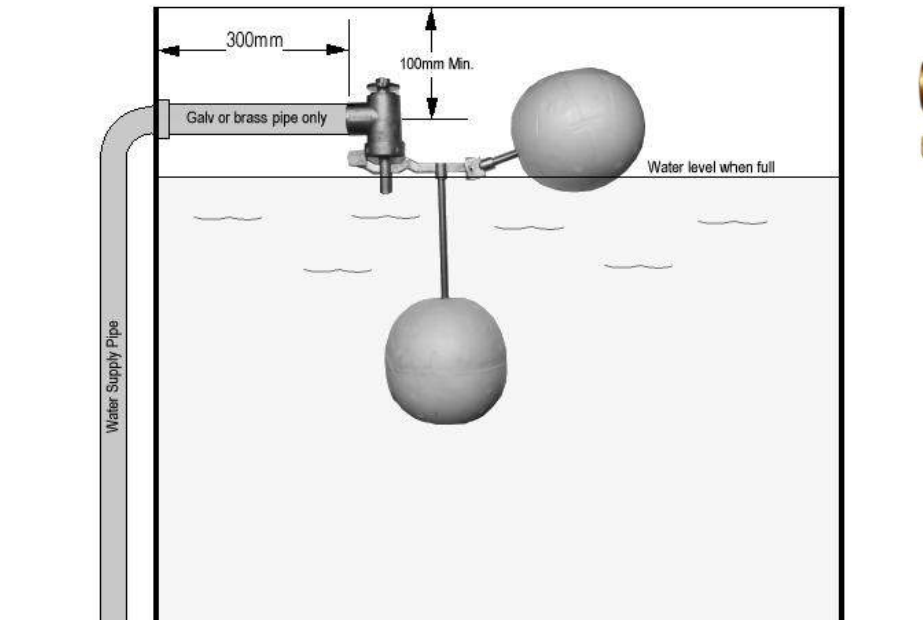
- **RAINDROP® 1½" ALI/BRONZE DUAL LEVEL FLOAT VALVE**

The new Raindrop® Dual Level Float Valve is designed to control water levels in storage tanks which are supplied by a pressure pump or pressure unit. This valve allows the water level to drop approximately 400mm before the valve opens and the valve will then remain open until the tank is FULL.

The Raindrop® Dual Level Float Valve is manufactured from marine grade aluminium bronze and premium quality high density polystyrene floats to ensure the float will consistently actuate the valve.

The valve inlet is 1½" **BSP FI** and is suitable for pressures up **700Kpa (approx 100 Psi)** and will deliver approximately 250 litres per minute at 300 Kpa (Approx 3,300 gallons per hour at 45 Psi).

IMPORTANT NOTE: The Raindrop® Dual Level Float Valve is designed for use with rural / farm water in conjunction with a farm pump / pressure unit. This product is **not recommended** for commercial or industrial use or for connecting to **mains water supply**. Do not exceed 250 l/ min discharge – install a gate valve before the valve to reduce flow if needed. Only water free from debris should be allowed to pass through the valve in order to maintain correct actuation of the valve.



CODE	Description		
ABFV2L150	Ali/Bronze 1½" 2-Level Float Valve c/w 2 x 8" Styrene Floats		
ABFV2LTF	Polystyrene Top float c/w 3" stem suit 2- Level Float Valve		
ABFV2LBF	Polystyrene Bottom float c/w 9" stem suit 2- Level Float Valve		
ABFV2LFB	8" Polystyrene Float Only – No Stem		
ABFV2LRK	Repair Seal Kit		

- **RAINDROP 3" FLOAT VALVES – Stainless Steel and Bronze**

Low Pressure (LP) Units Rated to 12 PSI
 High Pressure (HP) Units Rated to 60 PSI

CODE	ITEM DESCRIPTION		
RFV3LP	3" LP Bronze Valve Bare c/w Arm Only – No Float		
RFV3HP	3" HP Bronze Valve Bare c/w Arm Only – No Float		
SSFV3LP	3" LP S/Steel Valve Bare c/w Arm Only – No Float		
SSFV3HP	3" HP S/Steel Valve Bare c/w Arm Only – No Float		
PFL	White Polystyrene Float c/w Saddle		
PFGCL	ZP Steel Cover Suit Polystyrene Float		
SSFL	Stainless Steel Float c/w Saddle		
RFVF3LPH	Replacement Valve Flap Suit 3" Valve		
RFVR3LP	Replacement Rubber Suit 3" Valve		
RFVSBN	S/Steel Adjusting Bolt & Nut Suit 3" Valve		



3" Raindrop Bronze Float Valve – Bare



3" Raindrop Stainless Steel Float Valve – Bare



Large Polystyrene Float




With ZP Steel Cover



- **COMET LOW PRESSURE BRASS FLOAT VALVE c/w BRASS FLOAT**

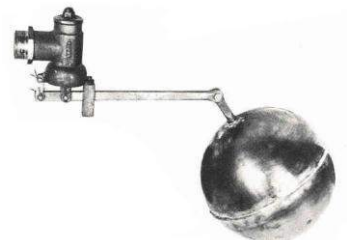
CODE	ITEM DESCRIPTION		
CFV3	3" LP (9 PSI) BSP Female		
CFV4	4" LP (9 PSI) BSP Female		



- **"BROWN" LAMBETH PATTERN HIGH PRESSURE FLOAT VALVE c/w COPPER FLOAT**

Rated to 80 Psi, Tested to 150 Psi

CODE	ITEM DESCRIPTION		
LFV80BSP	3" HP Screwed BSP Male		
LFV100BSP	4" HP Screwed BSP Male		
LFV100T/D	4" HP Flanged Table 'D'		
LFVRK3	Repair Kit (Bucket & Washer) Suit 3"		
LFVRK4	Repair Kit (Bucket & Washer) Suit 4"		
Note: 6" Flanged units can be made to special order - POA			



● RAINDROP ALI/BRONZE & ST/STEEL FLOAT VALVE SPARES

For stainless steel codes, add prefix 'SS'

CODE	ITEM DESCRIPTION		
A/BVFS	Ali/Bronze Valve Flap Small c/w Rubber (suits 1" & 1¼")		
A/BVFL	Ali/Bronze Valve Flap Large c/w Rubber (suits 1½" & 2")		
A/BVFRS	Ali/Bronze Valve Flap rubber only (suits 1" & 1¼")		
A/BVFRLO	Ali/Bronze Valve Flap rubber only (suit 1½" & 2") – Old Type 61mm OD No hole in back of Ali/Bronze Flap		
A/BVFRNLN	Ali/Bronze Valve Flap rubber only (suit 1½" & 2")– New Type 70mm OD Hole in back of Ali/Bronze Flap		
FVPI32L	Float Valve Plastic Insert Low Pressure to suit 1" & 1¼" valves		
FVPI32H	Float Valve Plastic Insert High Pressure to suit 1" & 1¼" valves		
FVPI40L	Float Valve Plastic Insert Low Pressure to suit 1½" valves		
FVPI40H	Float Valve Plastic Insert High Pressure to suit 1½" valves		
FVPI50L	Float Valve Plastic Insert Low Pressure to suit 2" valves		
FVPI50H	Float Valve Plastic Insert High Pressure to suit 2" valves		
A/BBAS	Ali/Bronze Brass T-Arm Small c/w pin (suits 1" & 1¼")		
A/BBAL	Ali/Bronze Brass T-Arm Large c/w pin (suits 1½" & 2")		
BA3LN	3" Brass Arm STD c/w Lock nut – UNF x ½" Whit (suits 1" & 1¼")		
BA5LN	5" Brass Arm STD c/w Lock nut – UNF x ½" Whit (suits 1" & 1¼")		
BA7LN	7" Brass Arm STD c/w Lock nut – UNF x ½" Whit (suits 1½" & 2")		
BA9LN	9" Brass Arm STD c/w Lock nut – UNF x ½" Whit (suits 1½" & 2")		
BA12LN	12" Brass Arm STD c/w Lock nut – UNF x ½" Whit (suits 1½" & 2")		
LN1/2	S/St ½" Whit Lock Nut		
PBF7	7" Black Poly Ball Float only - ½" Whit Fem (suits 1" & 1¼")		
PBF9	9" Black Poly Ball Float only - ½" Whit Fem (suits 1½" & 2")		
PBF9US	9" Under size black Poly Ball Float only - ½" Whit Fem (suits 1½" & 2")		

ALI/BRONZE SPARE PARTS FOR UNDERWATER APPLICATION

COR2LN	2" Brass Chain off arm c/w ½"W Lock nut (suits 7" & 9" Ball Floats)		
COR5	5" Brass Chain off arm Std. UNF x Hole end (suits 1" & 1¼")		
COR7	7" Brass Chain off arm Std. UNF x Hole end (suits 1" & 1¼")		
COR9	9" Brass Chain off arm Std. UNF x Hole end (suits 1½" & 2")		
COR12	12" Brass Chain off arm Std. UNF x Hole end (suits 1½" & 2")		
BA5FT	5" Brass Arm for Cap Off ends - UNFxUNF (suits 1" & 1¼")		
BA7FT	7" Brass Arm for Cap Off ends - UNFxUNF (suits 1" & 1¼")		
BA9FT	9" Brass Arm for Cap Off ends - UNFxUNF (suits 1½" & 2")		
BA12FT	12" Brass Arm for Cap Off ends- UNF x UNF (suits 1½" & 2")		
CAPOFF	Ali/Bronze Cap Off ends (UNF Fem) (suits 1"-2")		
S/SSRING	Stainless steel Split rings 2 per Valve		
DSH4	S/St. D Shackles 4 mm STD in lieu of Split rings		
DSH4.7	S/St. D Shackles 4.7mm STD in lieu of Split rings		
DSH6.4	S/St. D Shackles 6.4mm		
S/SCH12	12" Length Stainless steel Chain		
S/SCHM	1 Metre length stainless steel chain		
CORD	2' length Marine Grade Cord		
CA5	Chain Assy. U/W operation c/w 5" & 2" arms, SS 15" chain & split rings (1 & 1¼" valves)*		
CA9	Chain Assy. U/W operation c/w 9" & 2" arms, SS 15" chain & split rings (1½" & 2" valves)*		

Notes:

- For stainless steel codes, add prefix 'SS'

● COPPER BALL FLOATS

CODE	DESCRIPTION		
CBF3X5	3" x 5" Long Copper OVAL Float (5/16"W) – Silver Soldered		
CBF412	4½" Copper B/Float (5/16"W) Silver Soldered – SAND WEIGHTED Tube type		
CBF6	6" Copper Ball Float (5/16"W) Rubber Sealed Cold (60°C) Water Only		
CBF6SS	6" Copper Ball Float (5/16"W) Silver Soldered (95°C) Water		
Following are Silver Soldered with Tube Through Centre for Strength:			
CBF8	8" Copper Ball Float (½"W) Suit Hot (95°C) Water – Tube, Silver Soldered		
CBF10	10" Copper Ball Float (½"W) Suit Hot (95°C) Water – Tube, Silver Soldered		

Other Sizes of Copper Floats available on Request – POA (3", 4", 4½", 5", 7" & 9")
316 Stainless Steel Round Floats Also Available – POA – (3", 4½", 5", 6", 7", 8" & 10")

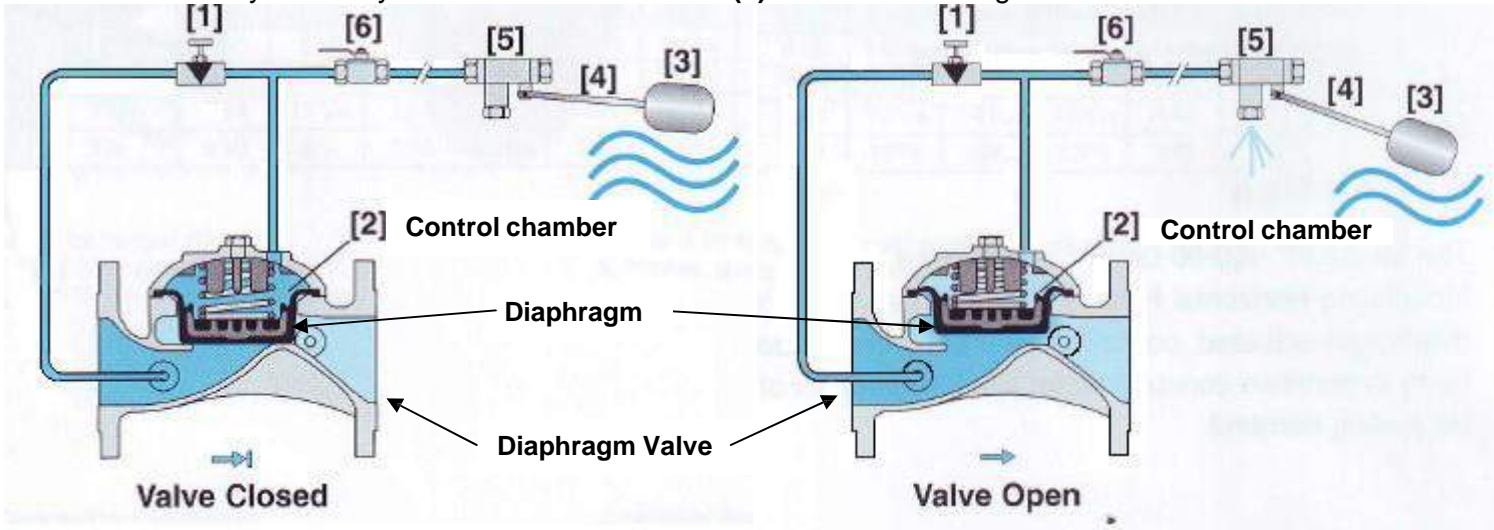
- **FLOAT VALVE RUBBERS - SOUTHERN CROSS, COMET & MBP**

Note: Available in HP or LP – please adjust your ordering code as required.

Item Code		
SOUTHERN CROSS FLOAT VALVE RUBBERS		
FVR1SXHP or FVR1SXLP		
FVR114SXHP or FVR114SXLP		
FVR112SXHP or FVR112SXLP		
FVR2SXHP or FVR2SXLP		
FVR212SXLP		
FVR3SXLP		
FVR4SXLP		
COMET FLOAT VALVE RUBBERS		
FVR1CHP or FVR1CLP		
FVR114CHP or FVR114CLP		
FVR112CHP or FVR112CLP		
FVR2CHP or FVR2CLP		
FVR212CHP or FVR212CLP		
FVR3CLP		
FVR4CLP		
MBP FLOAT VALVE RUBBERS (DOME SHAPED)		
FVRMBP20HP - ¾" HP* (SAD15)		
FVRMBP25HP – 1" HP * (SAD15)		
FVRMBP25LP - 1" LP (18W100)		
FVRMBP32HP – 1¼" HP* (SAD15)		
FVRMBP32LP – 1¼" LP (18W125)		
FVRMBP40HP – 1½" HP (18W075)		
FVRMBP40LP – 1½" LP (18W150)		
FVRMBP50HP/LP - 2" HP & 2" LP are the same (18W200)		

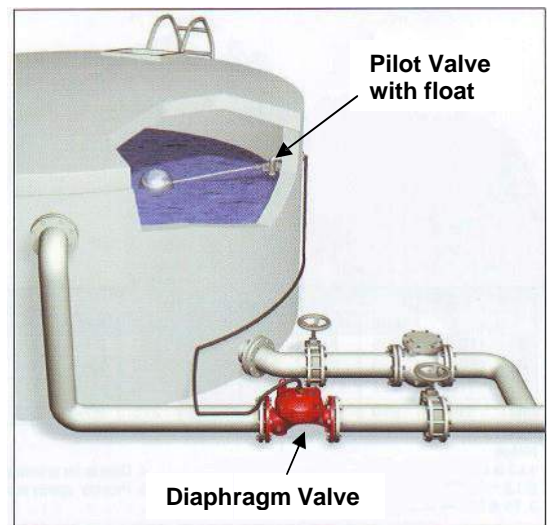
• **DIAPHRAGM HIGH PRESSURE FLOAT VALVES**

Diaphragm Float Valves operate using both a diaphragm valve and pilot float valve. The pilot float valve (5) is installed in the tank, trough or reservoir and regulates the diaphragm valve via a nylon or copper tube (i.e 1/4") through the control chamber (2) above diaphragm. The location of the pilot float valve assembly and the position of the float (4), (3) determine the level setting in the tank or reservoir. The control valve (1) is adjusted to regulate the diaphragm opening & closing speed. The assembly is usually installed with a ball valve (6) for manual closing.



Features include

- line pressure driven – independent operation
- no water hammer closing
- less wear & tear
- in line serviceable – easy maintenance
- low opening pressure requirements (1.5 Bar)
- very high flow capacity
- easy installation in inaccessible locations
- ideal for aggressive or corrosive fluids
- Pilot valve available in brass or Stainless Steel
- Diaphragm valve available in both **FBE coated ductile iron** or **poly**
- Sizes: 2", 2½", 3", 4", 6", 8", 10" & 12"
- Max. Pressure rating: 250Psi
- Temperature rating: up to 50°C
- Flanged and Threaded Diaphragm valves available



DIAPHRAGM FLOAT VALVE c/w Pilot Float Valve & Float		Diaphragm Valve: FBE Duplex	
Coated Ductile iron			
- Brass Pilot Float Valve c/w Float			
- Stainless Steel Needle valve			
- Nylon high pressure tube			
- Plated Brass ball valve for manual closing			
Code	Description		
FL-D-50	2" Flanged T'D' Diaphragm Float Valve		
FL-D-80	3" Flanged T'D' Diaphragm Float Valve		
FL-D-100	4" Flanged T'D' Diaphragm Float Valve		
FL-D-150	6" Flanged T'D' Diaphragm Float Valve		
FL-D-200	8" Flanged T'D' Diaphragm Float Valve		

FL-D-250	10" Flanged T'D' Diaphragm Float Valve		
----------	----------------------------------------	--	--

• **APEX FULL FLOW RESERVOIR VALVES**


DISCOUNT CODE: 2.5 ALL ITEMS

APEX XTRAFLO TROUGH VALVES c/w Blue Float		
<i>NOTE: Rated to 150 Psi and requires min. 8 Psi at Valve entry to operate.</i>		
Code & Size		
XTF20 - 3/4"		
XTF25 - 1"		
XTF32 - 1 1/4"		
XTF FLOAT		
TOP ENTRY VERSION c/w 4 1/2" Ball Float		
XTFTE20 - 3/4"		
XTFTE25 - 1"		
XTFTE32 - 1 1/4"		



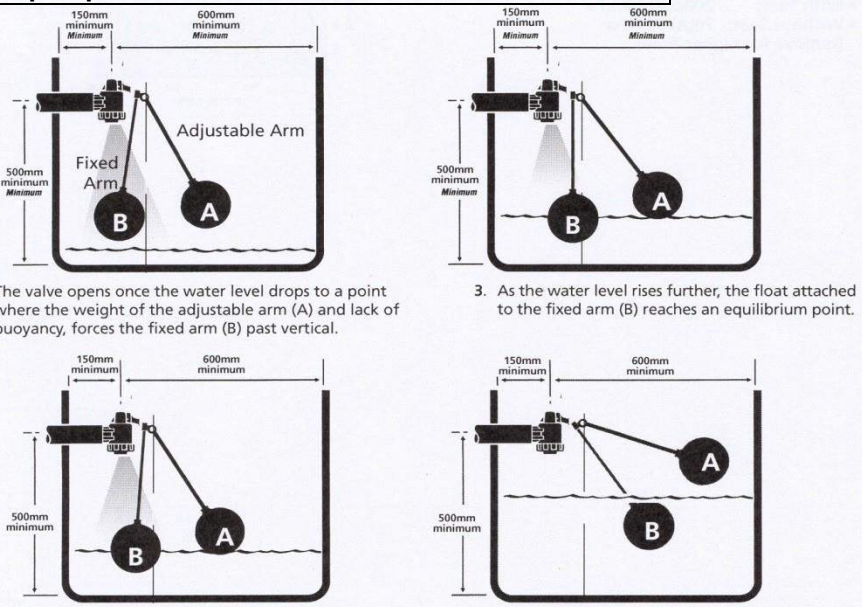
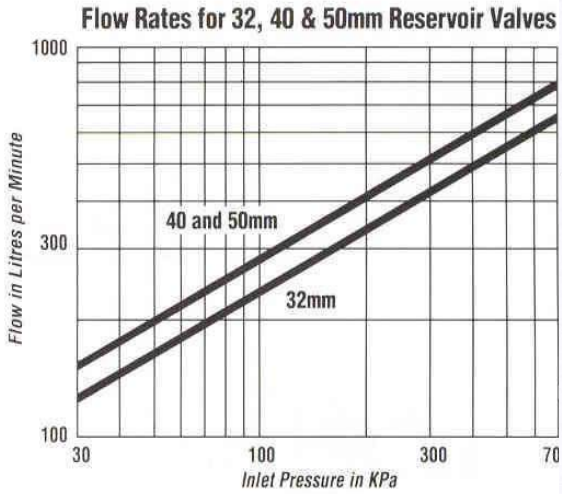
APEX FULL FLOW RESERVOIR VALVE c/w 6" ORANGE BALL FLOAT		
Long or short Brass arm type available. Rated to 170 Psi		

P20-15 - 1/2"		
P20-20 - 3/4"		
P20-25 - 1"		
SHORT ARM, LONG THREAD c/w back nut & washer, Rated to 135 Psi		
P20-20SALT - 3/4"		
P20-25SALT - 1"		
STANDARD - Rated to 80Psi (Option to increase to 120 Psi rating using Brass Twin Float Connector & extra 6" Ball Float)		
P20-32 1 1/4"		
P20-40 1 1/2"		
P20-50 2"		
SPECIAL ASSEMBLY (c/w 9" U/S Ball float & Brass Adaptor)		
P20-32BF9 1 1/4"		
P20-40BF9 1 1/2"		
P20-50BF9 2"		



APEX FULL FLOW 2 LEVEL FLOAT VALVE c/w 2 x 6" BALL FLOATS		
Quick Acting - rated to 800 l/min at 100 PSI. Valve is fully adjustable to allow water level to fall 65 & 270mm before opening - eliminates pump overload.		

P21-32 1 1/4"		
P21-40 1 1/2"		
P21-50 2"		



1. The valve opens once the water level drops to a point where the weight of the adjustable arm (A) and lack of buoyancy, forces the fixed arm (B) past vertical.
2. The rise in water level lifts the float attached to the adjustable arm (A) forcing the fixed arm (B) back towards vertical.
3. As the water level rises further, the float attached to the fixed arm (B) reaches an equilibrium point.
4. Once the float attached to the fixed arm (B) passes vertical, its buoyancy forces the level upwards. This action closes the valve.

APEX FLOAT VALVES CONT'D Discount Code: 2.5

APEX BRASS FLOAT VALVES c/w 6" Ball Float (Rated to 150PSI) 60°C

Code & Size		
A20-B20 - 3/4"		
A20-B25 - 1"		



APEX HIGH FLOW PLASTIC FLT.VALVES c/w float. Rated to 120PSI, Plastic lever. Space Saver Valve with Float.

Code & Size		
P15SS - 1/2"		
P20SS - 3/4"		



APEX FLOAT VALVE ACCESSORIES

Code	Description		
APEX4BFLT	PFL Black 4" Ball Float (5/16" Fem)		
APEX6BFLT	PFL Orange Ball Float 6" (5/16" Fem)		
APEXXTF	XTF Blue Float		
APEXCP	Apex Cord c/w Plastic End Fittings (5/16" M&F)		
APEXCB	Apex Cord Fittings c/w 5/16"Whit M&F Brass End Fittings		
APEXTFC	Twin float connector - Plastic		
BA1256	1/2"W MI x 5/16"W FI Brass Float Valve Adaptor c/w Serrated Lock Nut		



- SPARTAN BRASS, TAIWAN BRASS & MBP

SPARTAN BRASS FLOAT VALVES c/w S/St. seat & 4" Ball Float Rated to 150 PSI

Code & Size		
A20-U15 - 1/2" (4" Ball float)		

TAIWAN BRASS FLOAT VALVES c/w Ball Float (Rated to 70 PSI)

Code & Size		
A20-15 1/2" (4" Ball float)		
A20-20 3/4" (6" Ball float)		
A20-25 1" (6" Ball float)		



MBP MINI FLOAT VALVES c/w Self Tapping Ball Float TOTAL OVERALL LENGTH: 10" , Max operating press. 1/2" -110PSI, 3/4" & 1" - 90PSI

Code & Size		
MPV15T (1/2" Brass F/Valve c/w 4" float)		
MPV20T (3/4" Brass F/Valve c/w 6" float)		
MPV25T (1" Brass F/Valve c/w 6" float)		
Floats Only		
MPVSB412 (4" Float for 1/2" Valves)		
MPVLB6 (6" Float Valve for 3/4"/1" Valves)		



• **JOBE – MEGAFLOW, TOPAZ & ROJO VALVES (Diaphragm type)**

MEGAFLOW FLOAT VALVES			
FULL FLOW: 140l/min @ 100KPa (14PSI), 200 l/min @ 200KPa (28PSI)			
OPERATING PRESSURE: 35-950 KPa (5-135PSI) – UNDERWATER UNDERWATER (SIDE OR BOTTOM ENTRY) INSTALLATION ONLY			
CODE	DESCRIPTION		
Megaflow Float Valves Detach Type c/w Yellow Triangular Float			
VJMF20	¾" Megaflow Float Valve		
VJMF25	1" Megaflow Float Valve		
VJMF32	1¼" Megaflow Float Valve		
VJMFRK	Diaphragm Kit Suit Megaflow Valves		
VJMFLT	Yellow Triangular Float only		

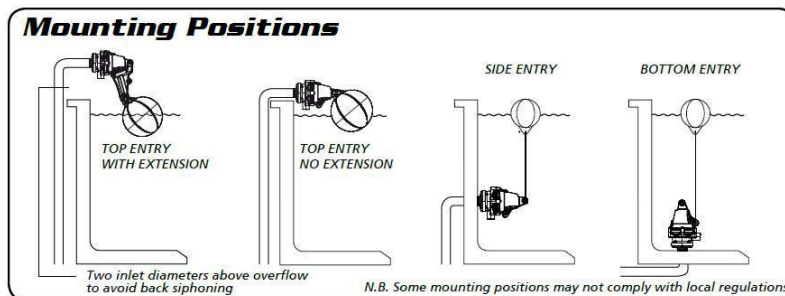


SIDE ENTRY

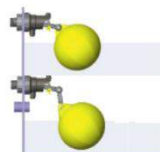


BOTTOM ENTRY

TOPAZ FLOAT VALVES		FULL FLOW: 140l/min @ 100KPa (14PSI), 200 l/min @ 200KPa (28PSI)	
OPERATING PRESSURE: 35-950 KPa (5-135PSI)			
TOP, SIDE OR BOTTOM ENTRY			
CODE	DESCRIPTION		
Topaz Float Valves Detach Type c/w Yellow Ball Float			
TPZ20	¾" Topaz Float Valve		
TPZ25	1" Topaz Float Valve		
TPZ32	1¼" Topaz Float Valve		
TPZRK	Diaphragm Kit Suit Topaz Valves		



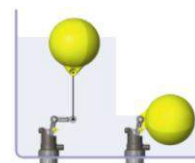
JOBE ROJO FLOAT VALVES			
For use in small troughs/ restricted spaces with low flow requirements			
LOW FLOW: will produce only 15-20 l/min			
OPERATING PRESSURE: 35-950 KPa (5-135PSI)– TOP, SIDE OR BOTTOM ENTRY			
CODE	DESCRIPTION		
RJ15	½" Rojo Float Valve c/w 4½" Ball Float		
RJ20	¾" Rojo Float Valve c/w 4½" Ball Float		
RJRK	Diaphragm Kit Suit Rojo Valves		



TOP ENTRY



SIDE ENTRY

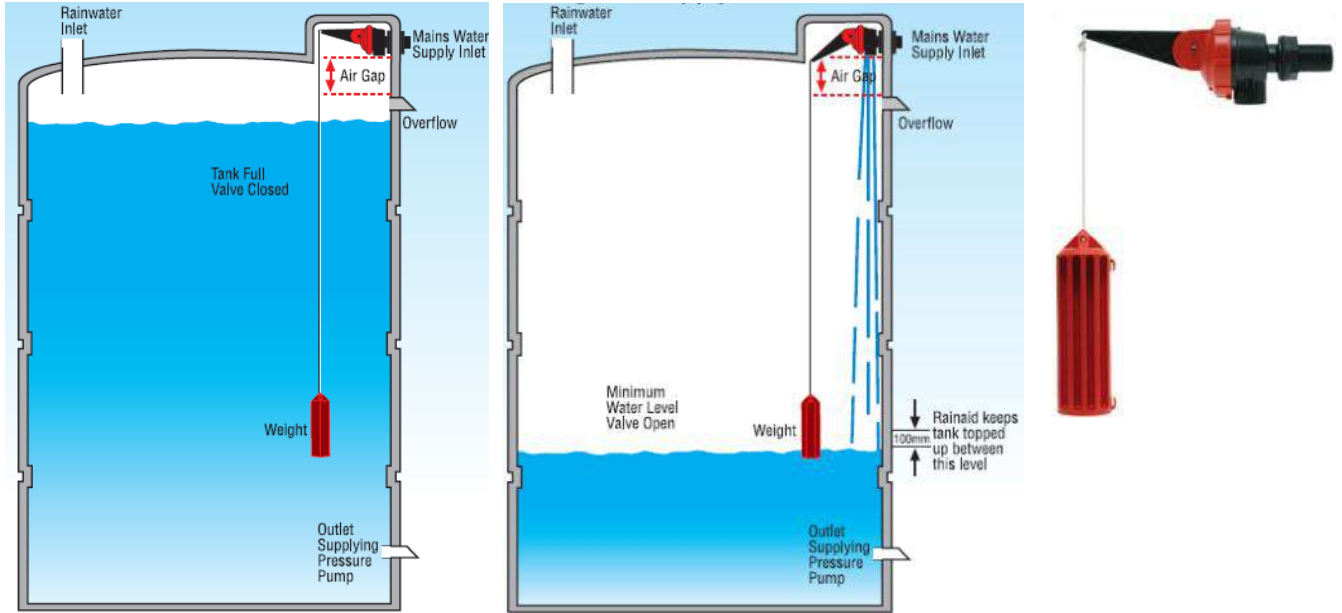


BOTTOM ENTRY



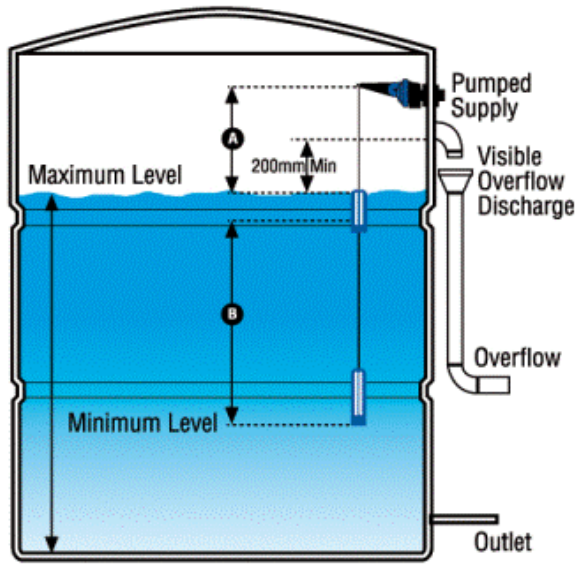
- APEX RAINAID® VALVES**

CODE	DESCRIPTION		
LTRA20	3/4" Apex RainAid Diaphragm Long thread valve c/w float		
LTRARK	Repair Kit – Jet and Diaphragm		



- APEX PUMP BUDDY® VALVES**

CODE	Description		
PB20	3/4" (20mm) BSPM Pump Buddy c/w Floats		
PB25	1" (25mm) BSPM Pump Buddy c/w Floats		
PB32	1 1/4" (32mm) BSPM Pump Buddy c/w Floats		
PB20LT	3/4" (20mm) BSPM Long Thread Pump Buddy c/w Floats		
PB25LT	1" (25mm) BSPM Long Thread Pump Buddy c/w Floats		
PLFPB	Weight Set Incl. Cord & Nipple		
PBRK	Repair Kit – Jet and Diaphragm		



- **APEX 'BIG BOY' DIAPHRAGM VALVE**

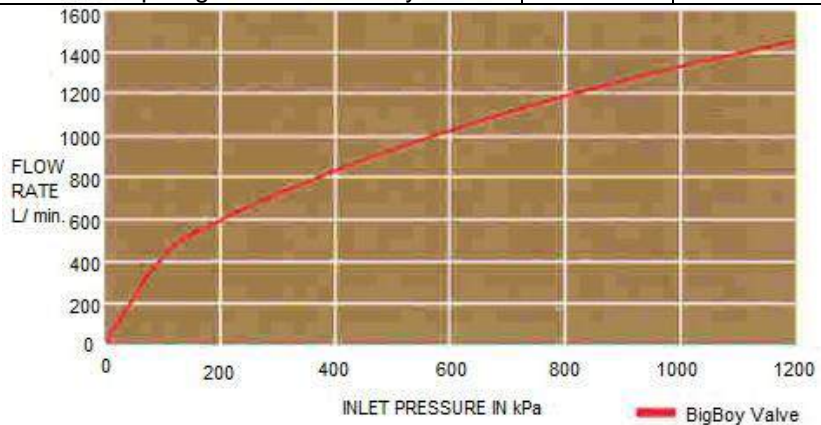
Application

- Pump fed large storage tanks and /or reservoirs – it allows for single or variable minimum and maximum levels within the reservoir/tank.
- Suitable for gravity fed large tanks
- Rain harvesting – as a backup water supply control valve

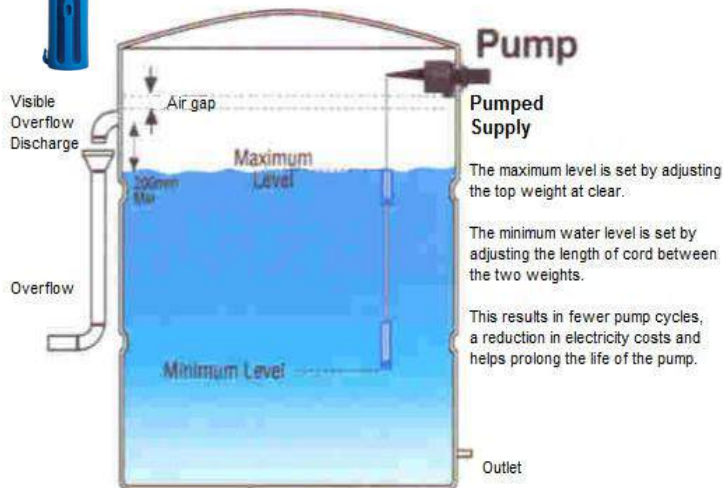
Features

- High volume inlet control valve
- Variable adjustment minimum and maximum water levels. Saves electricity by reducing pump run time and at the same time increases pump life
- Can be adjusted for use as a top up rain harvesting valve (by clipping the weights together)
- Long tail for installation into thin wall tanks
- Soft closing action – eliminates water hammer
- Diaphragm activated – Full flow valve
- Working pressure: 15 KPa – 1200 KPa (2 PSI – 175 PSI)
- Sizes: 32, 40 & 50 mm (1¼", 1½" & 2")
- Flow rates: see graph below
- Temperature range: 1°C – 60°C

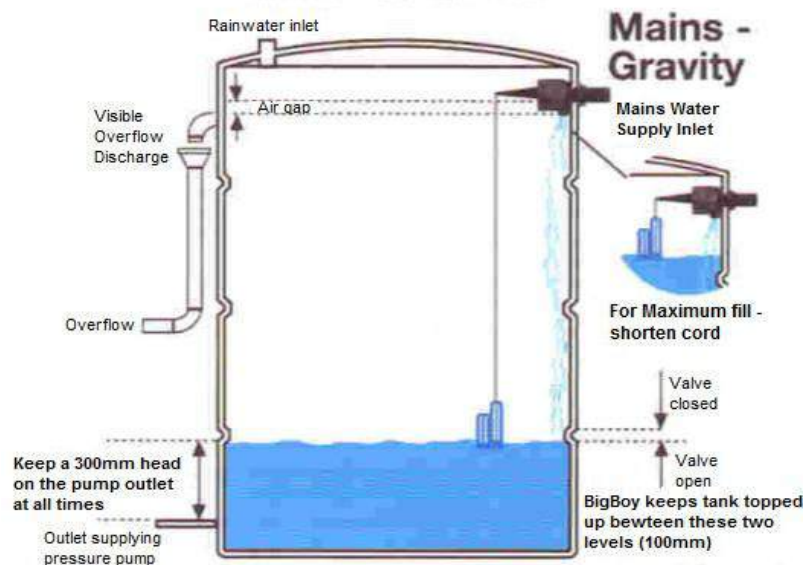
CODE	Description (Discount Code: 2.5)		
BB50	2" Big Boy Dual/Single Level Diaphragm Valve		
BB40	1½" Big Boy Dual/Single Level Diaphragm Valve		
BB32	1¼" Big Boy Dual/Single Level Diaphragm Valve		
RKBB	Big Boy Repair Kit – Incl. Diaphragm & Jet assembly		



TANK TOP UP From Pump Supply



RAIN HARVESTING Switch to Mains



• **HANSEN FLOAT VALVES – SUPER FLO, MAX FLO, LEVELLER**

SUPER-FLO VALVE – PISTON TYPE

Operating pressure 20kPa - 1200kPa, providing high flow (220 lpm @ 200kPa). The Super-Flo Valve (1" BSPF Inlet) is supplied complete with 300mm Brass Arm, 5½" Blue Ball Float, 600mm Cord and ¾" BSPM & 1" BSPM self-sealing adaptors with O-rings. ½" and 1¼" BSPM adaptors also available as spare parts.

The piston design reduces valve sticking open or closed and the variable open/close action reduces valve "chatter or bounce" and water hammer under high pressures.



CODE	Description		
HSFPV2520	Super-Flo Valve c/w 5½" Blue Ball Float		
HFLOAT140B	Blue Float Only 5½"		
HFLOAT140HI	High Visibility Yellow Float Only 5½"		
HSFPISTON	Piston Only c/w O-Ring		
HSFORING	O-Ring Only Suit Piston		
HSFSEAL	Valve Body Washer Seal Only		
HSFARM	Brass Arm Only 300mm Long		

MAX-FLO VALVE – DIAPHRAGM TYPE

Operating pressure 20kPa - 1200kPa, providing high flow (570 lpm @ 200kPa). Valve (1" BSPF Inlet x 1¼" BSPM Outlet – threaded outlet allows for connection to a diffuser tube) supplied complete with Adjustable Extension Arm, 4" Blue Ball Float, 600mm Cord and ¾" BSPM & 1" BSPM self-sealing adaptors with O-rings. ½" and 1¼" BSPM adaptors also available as spare parts.

The Max-Flo Valve has a "SELF CLEANING PILOT" which allows its use in dirty or clean water and the variable open/close action reduces valve "chatter or bounce" and water hammer under high



CODE	Description		
HMFDV2520	Max-Flo Valve c/w 4" Blue Ball		
HFLOAT100B	Blue Float Only 4"		
HFLOAT100HI	High Visibility Yellow Float Only 4"		
HMF DIA	Diaphragm with S/Steel Spring		
HMF CAP	Valve Body Cap with Guide Pin		

LEVELLER (2 LEVEL) FLOAT VALVES – DIAPHRAGM TYPE

Leveller 2 Level float valves allow for water level in the tank to drop to a set level before opening until the tank is refilled. Operating pressure 20kPa - 1200kPa, providing high flow (1275 lpm @ 1200kPa). Valve (1" BSPF Inlet x 1¼" BSPM Outlet – threaded outlet allows for connection to a diffuser tube) supplied complete with arm, cord & ball floats. Self-sealing adaptors with O-rings also supplied to adapt inlet to 1¼, 1½" or 2" BSP. The Leveller Valve has a "SELF CLEANING PILOT" which allows its use in dirty or clean water.



CODE	Description		
HLFV	"Leveller" 2 Level Tank/Reservoir Valve		

SPARES SUIT SUPER-FLO, MAX-FLO & LEVELLER VALVES:

CODE	Description		
HMA15	Male Adaptor with O-ring seal ½" BSPM		
HMA20	Male Adaptor with O-ring seal ¾" BSPM		
HMA25	Male Adaptor with O-ring seal 1" BSPM		
HMA32	Male Adaptor with O-ring seal 1¼" BSPM		
HMAL15	Long Male Adaptor with O-ring ½" BSPM		
HMAL20	Long Male Adaptor with O-ring ¾" BSPM		
HMAL25	Long Male Adaptor with O-ring 1" BSPM		
HCORD	650mm Cord & Nut		



- **APEX FLOAT VALVE SPARE PARTS**

Code	Description		
To fit P20- 15, 20 & 25 Valves			
P20- 20/25OR	'O'-ring for sleeve		
P20- 20/25PN	cotter pin for lever		
P20/25WSH	Sealing washer (inside cap)		
P20CAP15/20/25	Outlet Cap & Washer		
P20PL20	Sleeve & O-ring		
P20ARM2025	Brass Arm (300mm)		
P20SHARM20/25	Short Brass Arm (200mm)		
To fit both P20- 32,40,50 Valves & P21-32,40,50 Valves			
P20BOLT	S/S Bolt (For fixing Arm to Lever)		
P20CAP3250	Threaded exit cap (Outlet cap)		
P21OR3250	O-ring (top of sleeve)		
P21PIN	Pin, Ring & Tag (For fixing lever to body)		
P21SHARM	Short Brass Arm (Male Thread, Serrated Bolt Hole,200mm)		
P21WSHR	Sealing washer (inside cap)		
To fit P20- 32, 40 & 50 Valves Only			
P20ARM3250	Brass Arm (Male Thread, Serrated Bolt Hole,300mm)		
P20LVR3250	Inner Lever (For fixing arm to body)		
P20SLV3250	White Sleeve plunger & O-ring		
P20SILENCINGRING	Silencing ring to suit P20 valves		
To fit P21- 32, 40 & 50 Valves Only			
P21INARM	Inner Fixed Arm – M x M Thread		
P21LVR	Inner Brass Lever (For attaching arms to valve)		
P21SLEEVE	Grey Sleeve plunger & O-ring		
To fit A20B – 20,25			
A20BARM	Brass Arm (300mm)		
A20BCAP	Plastic Dust Cap (Top of valve)		
A20BOR	'O'-Ring for sleeve		
A20BPIN	Cotter Pin (For attaching arm to valve)		
A20BSLV	Sleeve & O-ring		
A20BWSHR	Sealing washer (inside cap)		
To fit Brass A20 – 20,25			
A20ARM 20/25	Brass Arm & Lever		
A20 25CAP	Plastic Dust Cap		
A20PIN	Cotter Pin		
A20PL20/25	Piston Brass		
To suit AHL220 – 15,20			
AHL220ARM	Brass Arm		
AHL220PST	Piston & O ring		
To fit P20E – 15,20 & Space Savers			
P20E15BN	Back nut 15mm		
P20E15BW	Back washer 15mm		
P20E20BN	Back nut 20mm		
P20E20BW	Back washer 20mm		
P20EPLSL	Piston with seal		
P20ESEAL	Seal		

APEX FLOAT VALVE SPARES CONT'D

Code	Description		
To fit XTF 20, 25 & 32			
XTFBODY	Tail end body		
XTF CAP ASS	Cap assembly w /lever		
XTF BP	Diaphragm backing plate lipseal		
XTF DIAF	Apex XTF Valve Diaphragm Only		
XTF RK	Apex Repair Kit Suit XTF Valve		
XTF CORD	Nylon Cord 500mm Long (std.)		
XTF PIN	Cotter Pin		
XTF SPRL	Large S/S spring		
XTF FLTR20	Inlet Strainer for ¾" Apex XTF Valve		
XTF FLTR25	Inlet Strainer for 1" Apex XTF Valve		
XTF FLTR32	Inlet Strainer for 1¼" Apex XTF Valve		
To fit A20U 15			
A20UARM	Arm & Lever		
Spare Parts to suit TAIWAN BRASS FLOAT VALVES			
FVS31	Brass lever to suit A20-20/25		
FVS32A	Brass Piston for A20-20		
FVS33A	Brass Piston for A20-25		
FVS34	330mm Brass Rod Arm		
Repair Kits			
P20RK1	To suit P20-15,20 & 25 Kit Contents: 'O' Ring, Sealing Washer, Pin & Arm		
P21RK3	To suit P20-32,50 & P21-32,50 Kit Contents: 'O' Ring, Sealing Washer, Pin, Tag & Bushes		
XTFRK	To suit XTF20,25 & 32 Contents: jet assembly,lever,pin diaphragm & backing plate		

4. SOUTHERN CROSS MECHANICAL SEALS

CARBON CERAMIC/ NITRILE

NEW CODE	OLD CODE	DESCRIPTION					
XMS001	NFA030	7/8"	T21	x	1 1/2"	Seat OD	
XMS002	NFC030	1 1/8"	T21	x	1 3/4"	Seat OD	
XMS003	NFE030	1 3/8"	T21	x	2"	Seat OD	
XMS004	NGE030	1 5/8"	T21	x	2 1/4"	Seat OD	
XMS005	NFC105	1 1/8"	T21	x	1 7/8"	Seat OD	
XMS006	NFE105	1 3/8"	T21	x	2 1/8"	Seat OD	
XMS007	NGE105	1 5/8"	T21	x	2 3/8"	Seat OD	
XMS008	NJD105	2"	T21	x	2 3/4"	Seat OD	
XMS009	SEA021	33mm	T21	x	48mm	Seat OD	
XMS010	SED021	43mm	T21	x	61mm	Seat OD	
XMS011	SGF021	53mm	T21	x	73mm	Seat OD	
XMS012	382016012	1"	T16	x	1 5/8"	Seat OD	
XMS013	382016012	3/4"	T16	x	1 3/8"	Seat OD	
XMS014	382016010	5/8"	T16	x	1 3/4"	Seat OD	
XMS015	NFC106	1 1/8"	Double T21				
XMS016	NGE106	1 5/8"	Double T21				
XMS017	TXD105		NFC105 + spacer				
XMS018	TXD106	1 1/8"	Double T21				
XMS019	TDE105	1 5/8"					
XMS020	TDE106	1 5/8"	Double				
XMS021	TDH105	2"	T89				
XMS022	TDH106	2"	Double T89				
XMS033K	SEA021	33mm	T21	x	48mm	Seat OD	
XMS043K	SED021	43mm	T21	x	61mm	Seat OD	
XMS053K	SGF021	53mm	T21	x	73mm	Seat OD	
XMS060K		60mm	T21	x	80mm	Seat OD	
XMS060C		60mm	T21	x	82.5mm	Seat OD	

Please Note:

1. All price quoted are per seal
2. Reconditioning of all brands of mechanical seals a specialty – prices on application

5. UNISEAL FITTINGS

UNISEALS® are a slip fitting suitable for use on Sump tanks, Vacuum toilets, Irrigation systems, Tanks etc...

The patented designed **UNISEAL**® replaces all the old hardware with a single injection moulded unit requiring no component parts.

Made of *ALCRYN* thermoplastic rubber, **UNISEAL**® fittings offer Outstanding chemical resistance to Oils, hydraulic fluids, hydrochloric & sulphuric acids at room temperature. Good resistance is offered to alcohols, amines & paraffinic hydrocarbons. **Not recommended** in the presence of ketones, esters & chlorinated solvents.

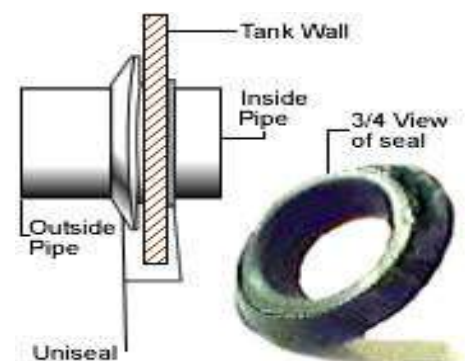
DISCOUNT CODE: 2.0 Qty 1- 9
DISCOUNT CODE: 3.0 Qty 10- 19
DISCOUNT CODE: 4.0 Qty 20 +

Item No.	PART No.	SIZE	To suit Pipe OD (mm) Tol. ±1.0 mm	Hole Saw Size required (mm)	
2U050	10102	1/2"	21.3	32	
2U075	10103	3/4"	26.6	32	
2U100	10104	1"	33.4	44	
2U125	10105	1 1/4"	42.1	51	
2U150	10106	1 1/2"	48.2	64	
2U150N	10106N	1 1/2"	48.2	64	
2U200	10107	2"	60.3	76	
2U200N	10107N	2"	60.3	76	
2U200-35	10107-35	2"-35	55.3	76	
2U300	10108	3"	89	102	
2U320	10115	3" x 2"	60.3	102	
2U254	10113	3" x 2.54"	69.5	102	
2U275	10114	3" x 2 3/4"	73.6	102	
2U400	10109	4"	114.3	127	
2U400-35	10112-35	4"-35	110	127	
2U390	10117	4" x 3.9"	99.0	127	
2U490	10118	4.9"	124.4	140	
2U600	10110	6"	168.2	178	
2U600-35	10110-35	6"-35	160.0	178	
2U590	10119	6" x 5.9"	149.8	178	



INSTALLATION INSTRUCTIONS:

1. Measure OD of Pipe and select seal from above ensuring tolerances are met. **Use the Part No. above as ordering code.**
2. Using the appropriate size holesaw, cut a hole to the correct size for the Uniseal you are installing. Ensuring that the hole is a clean cut as irregularities could result in a poor seating and leakage. Eg. A 2" Uniseal needs a 3" Hole saw
3. Place the Uniseal into the hole with the wide side facing the direction the pipe is going to be inserted.
4. Ensure that the pipe end to be inserted is clean cut. Chamfer/bevel the edge of the pipe so that there are no sharp points to cut the Uniseal.
5. Using liquid soap or detergent, lubricate the outside of the pipe to be inserted, then push the pipe through the Uniseal from it's wide side. The detergent will be squeezed off as the pipe passes through the Uniseal. The coefficient of friction of rubber holds the pipe tightly in place.



6. GLAND PACKINGS, SEALING & THREAD TAPES

NEW GLAND PACKING PRODUCT

STYLE ST1518 (Synthetic

Fibre Lubricated Graphite Gland Packing)

- Made from synthetic fibre impregnated with high temp lubricant & finished with graphite surface
- Used for multipurpose high pressure applications - General purpose packing for pumps
- Temp: up to 260°C, pH: 4- 10, Speeds: up to 8 m/s, Pressure: 20 Bar



STYLE ST1552 (Synthetic Fibre PTFE Impregnated Lubricant Gland Packing)

- Special synthetic fibre impregnated with PTFE dispersion and break in lubricant
- Suitable for cold water, marine, brine, food industry valves & pumps
- Suitable for Stainless Steel shafts.
- Temp: up to 250°C, pH: 2- 12, Speeds: up to 12 m/s, Pressure: 20 Bar



STYLE ST1111C (Braided Flexible Graphite Packing with Carbon Fibre Reinforced Corners)

- A thermo-conductive, flexible graphite packing blended & braided with high strength carbon fibres
- Resilient, self lubricating, chemically inert and abrasion resistant (ideal for slurry pumps)
- Temp: 250 - 650°C, pH: 0- 14, Speeds: up to 10 m/s, Pressure: 200 Bar (2900 PSI)



STYLE ST1374G (Graphite Filled PTFE Packing)

- A Graphite filled PTFE fibre packing with improved thermal conductivity and will not harden
- Temp: 260°C, pH: 0- 14, Speeds: up to 25 m/s, Pressure: 20 Bar



STYLE ST1311 (Pure PTFE Lubricated Fibre Gland Packing)

- A dense firm PTFE packing with light dispersion ideal for low speed pump applications & valve stems.
- Excellent chemical resistance & life time guarantee for valves
- Temp: 260°C, pH: 0- 14, Speeds: up to 5 m/s, Pressure: 140 Bar (Valves), 20 Bar (Pumps)



PACK LENGTH	THICKNESS		ST1518	ST1552	ST1111C	ST1374G	ST1311
	Metric (mm)	IMP					
1m	3.1	1/8"					
	4.7	3/16"					
	6.3	1/4"					
	7.9	5/16"					
	9.5	3/8"					
	11.1	7/16"					
	12.7	1/2"					
	15.9	5/8"					
	19.1	3/4"					
	25.4	1"					
8m	3.1	1/8"					
	4.7	3/16"					
	6.3	1/4"					
	7.9	5/16"					
	9.5	3/8"					
	11.1	7/16"					
	12.7	1/2"					
	15.9	5/8"					
	19.1	3/4"					
	25.4	1"					

TULIP GLAND PACKING

STYLE 48G (Graphite Gland Packing)

- Made from textured fiberglass yarn impregnated with mineral & graphite lubricant
- Used for multi purpose medium – high pressure applications
- Suitable for centrifugal pumps handling hot or cold water, oil, weak acids & alkaline solutions
- Not recommended for stainless steel shafts

STYLE 48M (Vaseline Gland Packing)

- Made from textured fibreglass yarn impregnated with mineral & mica lubricant with a Vaseline finish, especially suitable for stainless steel shafts.
- Service application as for style 48G.

STYLE 42 (Teflon Gland Packing)


- Made from pure grade flax, free from raw, coarse or short fibers
- Thoroughly impregnated with Teflon to ensure maximum lubricant is on surface
- Suitable for cold water, brine, valves & pumps
- Excellent for marine stern glands & rudder posts
- Non contaminating for food industry
- Temperature rating to 120°C
- Surface speeds to 10m/s
- Suitable for Stainless Steel shafts.



LENGTH	THICKNESS		STYLE 48G	STYLE 48M	STYLE 42
	Metric (mm)	IMP			
1m Pack	3.1	1/8"			
	4.7	3/16"			
	6.3	1/4"			
	7.9	5/16"			
	9.5	3/8"			
4m Pack	3.1	1/8"			
	4.7	3/16"			
	6.3	1/4"			
	7.9	5/16"			
	9.5	3/8"			
8m Pack	12.7	1/2"			
	3.1	1/8"			
	4.7	3/16"			
	6.3	1/4"			
	7.9	5/16"			
	9.5	3/8"			
	12.7	1/2"			

Other sizes available: 11.1, 14.2, 15.8, 22.2, & 25.4mm in 4m & 8m packs –P.O.A

Code	GLAND PACKING EXTRACTOR TOOLS (Discount code: 0)		
TGPE1	No. 1 Tool (Suitable for 1/4" Gland Packing)		
TGPE2	No. 2 Tool (Suitable for 5/16" & 3/8" Gland Packing)		
TGPE3	No. 3 Tool (Suitable for 1/2" Gland Packing)		




No.1 No.2 No.3

• **TAPES – SELF FUSING, THREAD SEAL, TROUGH JOINING, STAG PASTE**

FIXALL SELF FUSING TAPE ®
 Originally developed for NASA and the US Military, *FixAll Tape* is a self-bonding wrap made from special high quality rubber compound which adheres to itself when wrapped under tension.
FixAll Tape forms a non conductive, air tight, insulating seal.
 Material stretches to 3 times its length and contains no adhesive.
 Characteristics include:

- Withstands: Salt water, UV rays, Acids & Fuels
- Temperature resistant to 260°C
- Remains flexible to -54°C
- Insulates to 8000V (20mm thick wrap)
- Air & water tight
- Tensile strength: 700 PSI
- Available in either black or clear twin 3m roll pack
- Tape width is 25.4mm x 0.5mm thick x 3m Roll
- Suitable for Industrial, Farming, Electrical, Plumbing, Auto & Marine



CODE	DESCRIPTION		
XTM3C	3 metre Clear <i>Fix All</i> Tape – twin pack		
XTM3B	3 metre Black <i>Fix All</i> Tape – twin pack		

TROUGH JOINING TAPE – DOUBLE SIDED BUTYLASTIC			
CODE	DESCRIPTION		
DSBTJT	10m Roll 2" Wide x 2mm Thick Butylastic		

THREAD SEAL TAPES			
CODE	DESCRIPTION		
PTFE THREAD SEAL TAPE – High Quality			
KPST	Klingerflon 12mm x 10m Roll (Full Box is 100 Rolls)		
AIPW	Premium 12mmx 30m Roll White PTFE Thread tape		
PINK PLUMBERS TAPE			
BPPT	12mm x 10m Roll (Boston) – (100 or more: \$1.85 each Nett)		
TTPP1210	12mm x 10m Roll Pink Plumbers tape (Premium)		
TTPP1230	12mm x 30m Roll Pink Plumbers tape (Premium)		
BOSTON YELLOW GAS TAPE (AGA Appr. No. 4867)			
BYGT	12mm x 10m Roll		
ADVANTAGE SILVER DUCT TAPE			
SDT	48mm x 30m Roll		

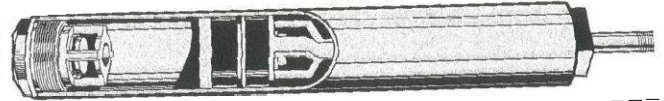


STAG JOINTING PASTE			
CODE	DESCRIPTION		
STAG200	Stag Jointing Paste 200ml tube		



7. WINDMILL PUMPS

- RAINDROP FLUSH CAP PUMPS

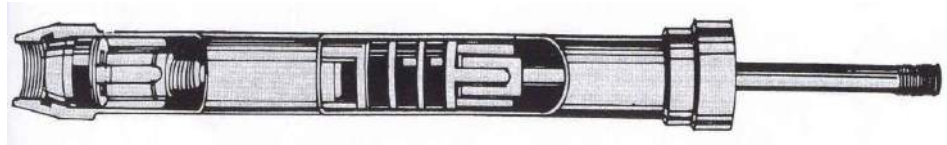


**MARINE GRADE ALUMINIUM BRONZE c/w NEOPREN POLYURETHANE VALVE SEAT WASHER.
3 YEAR WARRANTY AGAINST EROSION, CORROSION & FAULTY MANUFACTURE ON CASTINGS**

CODE	PUMP SIZE & STROKE	ROD SIZE	SUCTION BSPF	DISCHARGE BSPF		
FCP200X8	2" x 8"	1/2" W	1 1/4"	1 1/4"		
FCP200X8150	2" x 8"	1/2" W	1 1/2"	1 1/2"		
FCP225X8	2 1/4" x 8"	5/8" W	1 1/2"	1 1/2"		
FCP250X8	2 1/2" x 8"	5/8" W	1 1/2"	1 1/2"		
FCP275X8150	2 3/4" x 8"	5/8" W	1 1/2"	1 1/2"		
FCP275X8	2 3/4" x 8"	5/8" W	2"	2"		
FCP300X8	3" x 8"	5/8" W	2"	2"		
FCP350X8	3 1/2" x 8"	3/4" W	2"	2"		
FCP400X8	4" x 8"	3/4" W	2"	2"		
FCP400X8250	4" x 8"	3/4" W	2 1/2"	2 1/2"		
FCP175X12	1 3/4" x 12"	1/2" W	1"	1 1/2"		
FCP200X12	2" x 12"	1/2" W	1 1/4"	1 1/4"		
FCP200X12150	2" x 12"	1/2" W	1 1/2"	1 1/2"		
FCP225X12	2 1/4" x 12"	5/8" W	1 1/2"	1 1/2"		
FCP250X12	2 1/2" x 12"	5/8" W	1 1/2"	1 1/2"		
FCP250X18	2 1/2" x 18"	5/8" W	1 1/2"	1 1/2"		
FCP275X12150	2 3/4" x 12"	5/8" W	1 1/2"	1 1/2"		
FCP275X12	2 3/4" x 12"	5/8" W	2"	2"		
FCP275X18150	2 3/4" x 18"	5/8" W	1 1/2"	1 1/2"		
FCP275X18	2 3/4" x 18"	5/8" W	2"	2"		
FCP300X12	3" x 12"	5/8" W	2"	2"		
FCP300X18	3" x 18"	5/8" W	2"	2"		
FCP300X24	3" x 24"	5/8" W	2"	2"		
FCP350X12	3 1/2" x 12"	3/4" W	2"	2"		
FCP350X18	3 1/2" x 18"	3/4" W	2"	2"		
FCP350X24	3 1/2" x 24"	3/4" W	2"	2"		
FCP400X10	4" x 10"	3/4" W	2"	2"		
FCP400X10250	4" x 10"	3/4" W	2 1/2"	2 1/2"		
FCP400X12	4" x 12"	3/4" W	2"	2"		
FCP400X12250	4" x 12"	3/4" W	2 1/2"	2 1/2"		
FCP400X18	4" x 18"	3/4" W	2"	2"		
FCP400X18250	4" x 18"	3/4" W	2 1/2"	2 1/2"		
FCP400X24	4" x 24"	3/4" W	2"	2"		
FCP400X24250	4" x 24"	3/4" W	2 1/2"	2 1/2"		

- Other Pump & Stroke sizes available on request.: Price on application
- For aggressive water conditions, all pump sizes can be fitted with 316 S/Steel seats at extra cost – Price on application.

- **RAINDROP & COMET DRAW PLUNGERS**



CODE	SIZE & SROKE	ROD SIZE	SUCTION	DISCHARGE		
RAINDROP– Fitted with neoprene Buckets – Stainless Steel seats as standard						
RDPP27518	2¾" x 18"	7/8"W	2" BSPF	3" BSPF		
RDPP32524	3¼" x 24"	1"W	2" BSPF	4" Casing male		

COMET – Fitted with Leather Buckets						
CODPP42524	4¼" x 24"	1" W	2½ BSPF	5" Casing male		

- **BELVIDERE WIND CONVERT-A-VALVE**

For connecting Submersible Pump beneath Windmill Pump

Unit weight: 2.2 Kg. Unit OD: 4 1/8"

Two pumps in the one bore. Cast in non corrosive brass to BS1400.

Suitable for use on all windmills with up to 4" Flush cap pumps & all types of submersible pumps. Adaptable to 2" or 1½" BSP thread both ends (2" BSP male both ends externally & 1½" BSP Female both ends internally).

Smaller Valve (**BWCAVS**) has 1¼" BSP Male thread only (suitable for 4" Bore Casing)

Code	OD (mm)	THREADS		
BWCAV	104mm (4 1/8")	2"M & 1½"F		
BWCAVS	84mm (3 5/16")	1¼"Male only		

BWCAVRKL	Belvidere Repair kit for Large Belvidere		
BWCAVRKS	Belvidere Repair kit for Small Belvidere		



BWCAVS



BWCAV



REPAIR KIT

- **BORESAVER, IRON KLEEN, ULTRA C & MULTIKLEEN**

CODE	DESCRIPTION		
Boresaver			
YABBS01	Boresaver 1 L size – suitable for 20 doses		
YABBS05	Boresaver 5 L size – suitable for 100 doses		
Iron Kleen			
YABK10	10 Kg Pail Iron Kleen (makes 100L)		
YABMK20	20 L Drum Boresaver MultiKleen		
Stainstopper			
YABSSCR	StainStopper Refill - AQUATEK 5Kg		
Ultra C			
YABUC10	10 Kg Pail of Ultra 'C'		

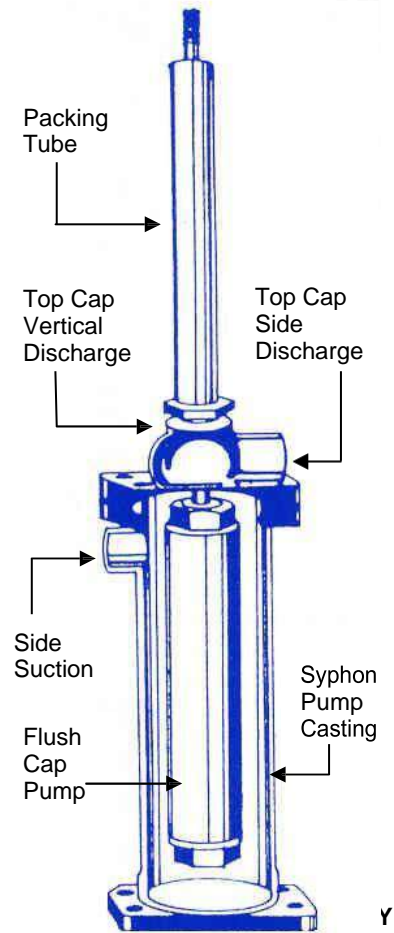


● **RAINDROP SYPHON PUMPS & ACCESSORIES**

CODE	SIZE & STROKE		
Syphon pump c/w 1 3/8" Packing Tube & Ertacetal P/tube insert Medium duty -Side Discharge			
SP200X8	2" x 8"		
SP225X8	2 1/4" x 8"		
SP250X8	2 1/2" x 8"		
SP300X8	3" x 8"		
SP350X8	3 1/2" x 8"		
For vertical discharge i.e Syphon Pump without Packing tube but c/w Plug: deduct \$122-50 (Retail)			
SP200X12	2" x 12"		
SP225X12	2 1/4" x 12"		
SP250X12	2 1/2" x 12"		
SP275X12	2 3/4" x 12"		
SP300X12	3" x 12"		
SP350X12	3 1/2" x 12"		
SP400X10	4" x 10"		
For vertical discharge i.e Syphon Pump without Packing tube but c/w Plug: deduct \$141-00 (Retail)			

SYPHON PUMP CASTINGS			
SPCS	Small Syphon Pump Casting Vertical Discharge: 1 1/4" BSPF Side Discharge & Suction: 1 1/2" BSPF		
SPCL	Large Syphon Pump Casting Vertical Discharge: 1 1/2" BSPF Side Discharge & Suction: 2" BSPF		
CASTINGS SUPPLIED c/w TOP CAP, GASKET & 4 BOLTS, NUTS & WASHERS			
SMALL CASTINGS SUIT: 2", 2 1/4" & 2 1/2" FLUSH CAP PUMPS			
LARGE CASTINGS SUIT: 2 3/4", 3", 3 1/2" & 4" FLUSH CAP PUMPS			

SYPHON PUMP TOP CAPS			
SPCAPS	Small Syphon pump Top cap		
SPCAPL	Large Syphon pump Top cap		
SPGS	Small Syphon Pump Top cap gasket		
SPGL	Large Syphon Pump Top cap gasket		
Top caps supplied c/w gasket, 4 Bolts, nuts & washers			



● **RAINDROP PACKING TUBES – COMPENSATORS**

CODE	SIZE & STROKE		
PT138S	1 3/8" x 8" Stroke, 5/8" W/rod, 2 Buckets – c/w Bush (screws 1 1/2" or 1 1/4")		
PT138L	1 3/8" x 12" Stroke (Long, 5/8" W/rod, 2 Buckets – c/w Bush (screws 1 1/2" or 1 1/4")		
PT178	1 7/8" x 12" Stroke, 3/4" W/rod, 3 Buckets – c/w Bush which screws 2"		



- **ERTACETAL (H.D. NYLON TYPE) PACKING TUBE INSERTS**

Code	ITEM DESCRIPTION		
ERT138	Suits 1 ³ / ₈ " Packing Tube		
ERT134	Suits 1 ³ / ₄ " Packing Tube		
ERT178	Suits 1 ⁷ / ₈ " Packing Tube		



The ERTACETAL INSERT has to be placed over the packing tube rod & tapped evenly into the barrel which ensures a very tight fit. Its purpose is to keep the packing tube rod centralized in the barrel virtually eliminating most of the friction between the buckets and the barrel.

- **SUBMERSIBLE PUMP SHROUD ADAPTOR**

CODE	DESCRIPTION		
SA10050	To suit 50mm Pump Column		
SA10040	To suit 40mm Pump Column		
SA10032	To suit 32mm Pump Column		



- **SOUTHERN CROSS TOP CAP, BARREL & CAGE WASHER SET**

Set of 2 washers to suit SX Syphon Pumps

Code	Description		
TCCBW5065	SX Top Cap, Barrel & Cage Leather washer set to suit 2", 2¹/₄" & 2¹/₂" Pump sizes Large washer: 4 ⁵ / ₈ " x 3 ³ / ₄ " x 4mm Small washer: 3 ³ / ₄ " x 3" x 4mm		
TCCBW80	SX Top Cap, Barrel & Cage Leather washer set to suit 3" Pump size Large washer: 5 ¹ / ₈ " x 4 ¹ / ₄ " x 4mm Small washer: 4 ¹ / ₄ " x 3 5/16" x 4mm		
TCCBW90	SX Top Cap, Barrel & Cage Leather washer set to suit 3¹/₂" Pump size Large washer: 5 ³ / ₄ " x 4 ³ / ₄ " x 4mm Small washer: 4 ³ / ₄ " x 3 ³ / ₄ " x 4mm		
TCCBW100	SX Top Cap, Barrel & Cage Leather washer set to suit 4" Pump size Large washer: 6 ¹ / ₄ " x 5 ¹ / ₄ " x 4mm Small washer: 5 ¹ / ₄ " x 4 ¹ / ₄ " x 4mm		
TCCBW112	SX Top Cap, Barrel & Cage Leather washer set to suit 4¹/₂" Pump size Large washer: 7" x 6 ¹ / ₄ " x 4mm Small washer: 6 ¹ / ₄ " x 4 ³ / ₄ " x 4mm		
TCCBW125	SX Top Cap, Barrel & Cage Leather washer set to suit 5" Pump size Large washer: 7 ¹ / ₄ " x 6 ¹ / ₄ " x 4mm Small washer: 6 ¹ / ₄ " x 5 ³ / ₈ " x 4mm		

- **ALDERDICE BRASS FOUNDERS PRODUCTS – BORE PUMPS, FLOAT VALVES, FOOT & CHECK VALVES**

● **FLUSH CAP, DRAW PLUNGER & PACKING TUBE SPARE PARTS LIST**

RAINDROP FLUSH CAP PUMPS PARTS PRICE LIST (Prices Excl. GST)								
P/No.	Part Description	PUMP SIZES						
		2"	2¼"	2½"	2¾"	3"	3½"	4"
9	Top cap c/w 'O'-ring (1¼" or 1½" BSPF)							
10	Bottom Valve Cage							
11	Mushroom Valve c/w PU40 washer **							
12	Bottom Valve seat & Bush c/w 'O'-ring							
13	Plunger Cage							
14	Bucket Spacer							
15	Bucket Holder							
16	Rod – (8" Stroke) Measures 12" long							
17	Rod – (12" Stroke) Measures 17" long (19" on the 3½" and 20½" on 4" pumps)							
18	Barrel – Long 20" (12" Stroke) c/w 2 x O-ring							
19	Barrel – Short 15" (8" Stroke) c/w 2 x O-ring							
20	PU40 Washer to suit P/N11 (Pkt.of 2)- Each:							
22	8" Plunger assembly complete*							
23	12" Plunger assembly complete*							
24	PU40 Sheet (1 sq. foot x ⅛" thick)							
25	O-ring to suit Cap							

* Plunger assembly consists of P/Nos. 11, 13, 14, 15, 16 or 17 without fitted buckets. Please specify pump size when ordering – exploded view of parts on next page


** When ordering 2¾" P/No. 11 Mushroom Valve for FC Pump, please specify whether for plunger cage or bottom cage.

RAINDROP DRAW PLUNGER PARTS PRICE LIST					
P/No.	Part Description				
		2¾"		3¼"	
31	Plunger Rod	168.00			
32	Plunger Cage	167.00			
33	Valve Block	72.30			
34	Spacer	87.60			
35	Plunger Body	232.10			
36	Bottom cage	196.00			
37	Bottom Valve	193.20			
38	Top Cap	243.60			
39	Barrel	531.30			
40	Bottom Cap	194.30			
41	Stainless St. Pin (Rod to Plunger Cage)	15.30			
42	Plunger Assembly Complete	1239.00			
43	Barrel Complete with Caps	968.10			

RAINDROP PACKING TUBE PARTS PRICE LIST

P/No.	Part Description	\$ PRICE EXCL.GST	\$ PRICE INCL. GST	\$ PRICE EXCL.GST	\$ PRICE INCL. GST
		1 3/8"		1 7/8"	
1	Bucket Bush				
2	Bucket Spacer				
3	Bucket Holder				
4	Rod - Short 16"				
5	Rod - Long 22"				
6	Barrel - Long 20"				
7	Barrel - Short 14"				
8	Compensator Bush				
28	8" Plunger Assembly complete*				
29	12" Plunger Assembly complete*				

(* Compensator Plunger Assembly consists of P/Nos. 1, 2, 3 & 4 or 5 without neoprene pump buckets



8. WINDMILL ACCESSORIES

- PUMPROD COUPLINGS, MILL RODS

BRASS HEX PUMP ROD COUPLINGS

Code	Description		
BRCS1212	1/2" x 1/2"		
BRCL1212	1/2" x 1/2" Long (3 7/8")		
BRCS5858	5/8" x 5/8"		
BRCL5858	5/8" x 5/8" Long (3 7/8")		
BRCS5812	5/8" x 1/2"		
BRCL5812	5/8" x 1/2" Long (3 7/8")		
BRCS3434	3/4" x 3/4"		
BRCL3434	3/4" x 3/4" Long (3 7/8")		
BRCS3412	3/4" x 1/2"		
BRCS3458	3/4" x 5/8"		
BRCL3458	3/4" x 5/8" Long (3 7/8")		



GUNMETAL BRONZE PUMP ROD COUPLINGS

Code	Description		
RS78W58W	7/8" W x 5/8" W		
RS78W78W	7/8" W x 7/8" W		
RS78W34W	7/8" W x 3/4" W		
RS1W58W	1" W x 5/8" W		
RS1W34W	1" W x 3/4" W		
RS1W78W	1" W x 7/8" W		
RS1W1W	1" W x 1" W		



GALVANISED STEEL PUMP ROD COUPLINGS

Code	Description		
GSRC1212	1/2"W x 1/2"W		
GSRC5812	5/8"W x 1/2"W		
GSRC5858	5/8" W x 5/8"W		
GSRC3434	3/4"W x 3/4"W		
GSRC3458	3/4"W x 5/8"W		



STAINLESS STEEL 316 PUMP ROD COUPLINGS

Code	Description		
SSRC1212	1/2"W x 1/2"W		
SSRC5812	5/8"W x 1/2"W		
SSRC5858	5/8" W x 5/8"W		
SSRC38P12	3/8" BSP x 1/2"W		
SSRC38P58	3/8" BSP x 5/8"W		



SOLID STEEL PUMP ROD COUPLINGS

Code	Description		
PRC34P34W	3/4" BSP x 3/4" W		
PRC34P58W	3/4" BSP x 5/8" W		
PRC34P12W	3/4" BSP x 1/2" W		



- **GALVANISED HIGH TENSILE STEEL WINDMILL PUMP RODS**

Code	Description		
GMR126.5	1/2"W x 6.5m Threaded Whitworth both ends		
GMR586.5	5/8"W x 6.5m Threaded Whitworth both ends		
GMR123.25	1/2"W x 3.25m Threaded Whitworth both ends		
GMR583.25	5/8"W x 3.25m Threaded Whitworth both ends		

- **STAINLESS STEEL WINDMILL PUMP RODS**

Code	Description		
SSMR123.25	1/2"W x 3.25m 304 S/S whitworth both ends		
SSMR583.25	5/8"W x 3.25m 304 S/S whitworth both ends		

- **WOODEN WINDMILL PUMP RODS**

Spotted Gum Hardwood Windmill Pump Rods – Plain, Undrilled Ends Std 6 metre lengths

Code	Description		
WMR114	1 1/4" Square x 6m Plain Ends		
WMR134	1 3/4" Square x 6m Plain Ends		

- **NYLON MILL ROD CENTRALIZERS**

Code	Description		
NMRC12	To suit 1/2" Gal. rod		
NMRC58	To suit 5/8" Gal. rod		
NMRC12P	Packet of 5 x 1/2" centralizers		
NMRC58P	Packet of 5 x 5/8" centralizers		
NMRC34	To suit 3/4" OD Poly on 1/2" Propol P/Rod		
NMRCXL	To suit 7/8" OD Poly on 5/8" Propol P/Rod		



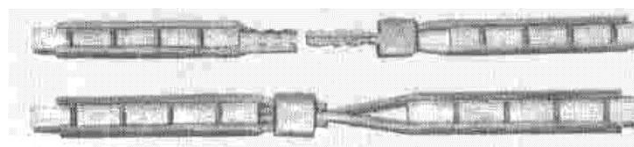
- **MANGANESE/BRONZE PUMP ROD FORK CONNECTORS**

Code	Description		
BFRC58	5/8" W Fem x 1" Wood Rod Fork c/w Rivets		
BFRC34	3/4" W Fem x 1 1/4" Wood Rod Fork c/w Rivets		
BFRC78	7/8" W Fem x 1 1/2" Wood Rod Fork c/w Rivets		
BFRC1	1" W Fem x 1 1/2" Wood Rod Fork c/w Rivets		



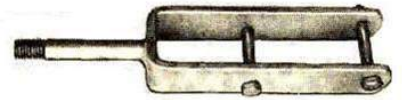
- **STH. CROSS PUMP ROD JOINTS "FJE" TO SUIT SQUARE WOOD RODS**

Code	Description		
JT003	Complete joint for 1 3/4" square rod including collars & rivets		
JT002	Complete joint for 1 1/4" square rod including collars & rivets		



- **GAL. STEEL WINDMILL PUMP ROD FORK CONNECTORS c/w Spring Washers**

Code	Description		
FRC12	1/2" W Male x 1 1/4" Wood rod – FKC		
FRC58	5/8" W Male x 1 3/4" Wood rod – FKD		
FRC34	3/4" W Male x 1 3/4" Wood rod – FKE		



- **GALVANISED STEEL WINDMILL PUMP COLUMN PIPE CLAMPS**


Rated to hold up to 200Ft column

Code	Description		
PC32S	1 1/4" x 8" Long		
PC32L	1 1/4" x 12" Long		
PC40S	1 1/2" x 8" Long		
PC40L	1 1/2" x 12" Long		
PC50S	2" x 8" Long		
PC50L	2" x 12" Long		
PC65L	2 1/2" x 12" Long		
PC80L	3" x 12" Long		



- **COMBINED BORE CASING/PIPE CLAMPS – CAST IRON**

Code	Description		
BCCI450150	4 1/2" casing x 1 1/2" pipe		
BCCI450200	4 1/2" casing x 2" pipe		
BCCI500150	5" casing x 1 1/2" pipe		
BCCI500200	5" casing x 2" pipe		
BCCI550150	5 1/2" casing x 1 1/2" pipe		
BCCI550200	5 1/2" casing x 2" pipe		
BCCI600150	6" casing x 1 1/2" pipe		
BCCI600200	6" casing x 2" pipe		



- **STEEL WELD-ON PUMP ROD JOINTS**

For welding to plain end Galvanized pipe being used as pump rod in bores

Code	Description		
KEE	To suit 3/4" Gal. Pipe PE		
KEF	To suit 1" Gal. Pipe PE		
KEG	To suit 1 1/4" Gal. Pipe PE		



- **GALVANISED FISH PLATES**

Code	Description		
C260	Small for 1¼" Wood Rod		
C261	Large for 1½" Wood Rod		



- **GALVANISED STEEL BORE CAPS**

Slotted to allow cables etc. to be installed inside casing

Code	Description		
BC125	Threaded to fit 1¼" BSP column		
BC150	Threaded to fit 1½" BSP column		
BC200	Threaded to fit 2" BSP column		



- **3/8" GALVANISED HOOK BOLTS c/w GALV. NUTS & WASHERS**

Code	Description		
ZPHB400	4" x 3/8" Hook bolt		
ZPHB450	4½" x 3/8" Hook bolt		
ZPHB500	5" x 3/8" Hook bolt		
ZPHB550	5½" x 3/8" Hook bolt		



- **½" GALVANISED U-BOLTS c/w NUTS & WASHERS**

Code	Description		
GUB125	To suit 1¼" Galvanised Pipe		
GUB150	To suit 1½" Galvanised Pipe		
GUB200	To suit 2" Galvanised Pipe		



9. WINDMILL PUMP COLUMN & PUMP RODS - PROPOL

PROPOL PUMP COLUMN is a high density thick wall pipe, manufactured from polypropylene with BSP threaded male ends & each length is supplied complete with a BSP Coupling socket one end.

This material is **not** recommended for use with **DIRECT ACTING MILLS, PUMP JACKS & DRAW PLUNGER PUMPS.**

PROPOL PUMP COLUMN Threaded BSP Both Ends c/w Joining Socket			
Code	Item Description		
PPC32x3	1 1/4" x 3m Length Rated to 59' (43mmOD, 34mm ID, 1 1/4"BSP)		
PPC32x6	1 1/4" x 6m Length Rated to 59' (43mmOD, 34mm ID, 1 1/4"BSP)		
PPC40x3	1 1/2" x 3m Length Rated to 138' (50mmOD, 40mm ID, 1 1/2"BSP)		
PPC40x6	1 1/2" x 6m Length Rated to 138' (50mmOD, 40mm ID, 1 1/2"BSP)		
PPC50x3	2" x 3m Length Rated to 226' (60mmOD, 47mm ID, 2"BSP)		
PPC50x6	2" x 6m Length Rated to 226' (60mmOD, 47mm ID, 2"BSP)		

No warranty is implied or given in relation to this material, owing to the variable mill operating & down hole conditions. It is recommended that 1 1/2" propol be used to replace 1 1/4" galvanized pipe & 2" propol be used to replace existing 1 1/2" galvanized pipe. As with all thermoplastic pipes, this material exhibits a high rate of thermal expansion when compared to steel. Special consideration should therefore be given with handling & installation. Use of a surface pipe clamp & down hole stabilizers are recommended.

PROPOL PUMP ROD c/w Fitted Brass Hex M&F Couplings			
Code	Item Description		
PPR1/2x3	1/2" Steel Rod x 3m Length (3/4" OD Poly, 1/2" W Brass M&F Ends)		
PPR1/2x6	1/2" Steel Rod x 6m Length (3/4" OD Poly, 1/2" W Brass M&F Ends)		
PPR5/8x3	5/8" Steel Rod x 3m Length (7/8" OD Poly, 5/8" W Brass M&F Ends)		
PPR5/8x6	5/8" Steel Rod x 6m Length (7/8" OD Poly, 5/8" W Brass M&F Ends)		

BRASS HEX COUPLING ENDS ONLY SUIT PROPOL RODS			
Code	Item Description		
PPRE12F	1/2" Whit Female End		
PPRE12M	1/2" Whit Male End		
PPRE58F	5/8" Whit Female End		
PPRE58M	5/8" Whit Male End		
PPRE58F12M	5/8"W Fem x 1/2"W Male		
PPRE58M12F	5/8"W Male x 1/2"W Fem		
YPPJR1258	5/8"W Fem x 1/2"W Male Brass Reducing Adaptor		
YPPJR5812	5/8"W Male x 1/2"W Fem Brass Reducing Adaptor		



• PUMP COLUMN RUBBER STABILIZERS & PROPOL PIPE CLAMPS

Code	Item Description		
STAB40	1 1/2" Flower Type – 11mm Thick		
STAB50	2" Flower Type – 11mm Thick		



MONO2	2" Mono Type – 88mm Thick		
MONO112	1 1/2" Mono Type – 62mm Thick		



CAST ALUMINIUM PROPOL PIPE CLAMPS

PCLAMP40	Cast Aluminium clamp to suit 1 1/2" Propol column		
PCLAMP50	Cast Aluminium clamp to suit 2" Propol column		



10. WINDMILLS - WINDPUMP

GEARED IZ PATTERN WINDMILLS

SIZE	HEAD, WHEEL & TAIL c/w 3- POST STUB		HEAD, WHEEL & TAIL c/w 4- POST STUB	
8FT				
10FT				
12FT				
14FT				

GEARED IZ PATTERN WINDMILLS COMPLETE WITH TOWERS

SIZE	TOWER	COMPLETE WINDMILL WITH 3 POST TOWER		COMPLETE WINDMILL WITH 4 POST TOWER	
8FT	20FT				
8FT	30FT				
8FT	40FT				
10FT	20FT				
10FT	30FT				
10FT	40FT				
12FT	30FT				
12FT	40FT				
14FT	30FT				
14FT	40FT				

GALVANISED WINDMILL TOWERS ONLY

Head Size	Tower Height – Prices Excluding GST		
	20 Ft	30 Ft	40 Ft
8Ft – 3 Post			
8Ft – 4 Post			
10Ft – 3 Post			
10Ft – 4 Post			
12Ft – 3 Post			
12Ft – 4 Post			
14Ft – 3 Post			
14Ft – 4 Post			

Direct acting (Non geared windmills also available.
21Ft & 25Ft 'R' Pattern with 45Ft & 55Ft towers – P.O.A.



11. HAND PUMPS

- **EZI-ACTION® HAND PUMPS**

The Ezi-Action® drum pump uses a double acting pumping principle which allows fast, continuous flow of liquids with viscosities of up to 8,800 cps (molasses). Made from highly chemical resistant polypropylene and low density polyethylene, these hand pumps have FDA & Japanese food hygiene approvals, the ezi-action drum pump suitable for many chemicals including oils, lubricants, fertilizers, caustic & chlorine based chemicals. It is not recommended for highly flammable liquids, strong solvents or petrol. Each unit comes with course thread drum attachment fittings and an anti-pumping safety strap. The ezi-action drum pumps are fully serviceable with replacement seal kits readily available.



Ezi-Action® Drum Pump c/w Course Thread Adaptors			
Code	Item Description		
EADP25	Ezi-Action Drum Pump Suit 25 Litre Container		
EADP200	Ezi-Action Drum Pump Suit 200 Litre Blue Drum		
EADP1000	Ezi-Action Drum Pump Suit 1000 Litre IBC Chemical Container		
EADPSMK	Safety Measure Kit 1 Litre – Calibrated (Suits all pumps)		
EADPSK	Service (Replacement Seal) Kit (Suits all pumps)		



25L Drum



200L Blue Drum



1000L IBC



Safety Measure Kit

- **HAND PUMPS – CAST IRON**

These cast iron hand pumps are authentic pumps able to lift water from ponds, tanks and wells. They can also be used as a water feature fed from another pump. Maximum suction lift is 6 metres and the use of a foot or check valve on long suction lines is recommended. All have 1¼” BSPF Inlets.

CODE	DESCRIPTION	Flow l/min	Wgt.(kg)	H x L x W (cm)		
HPVW	Village Well Style (JBHP22)	28	11	66 x 25 x 16		



Village Well Style

- **AMAZON 12V SUBMERSIBLE PUMPS**

<p>AMAZON SUBMERSIBLE PUMPS 12V DC 4.5 Amp – 18 Litres per min to a maximum head of 9.7 metres. Suitable for fresh water, sea water and diesel (not suitable for petrol). Not suitable for continuous running.</p>						
CODE	DESCRIPTION					
AMAZON	Amazon 12V Submersible Pump					

AMAZON
IN-LINE & SUBMERSIBLE PUMP

Multi-application submersible and inline pump for water and diesel.

- Delivers 1080 lph (280 gph)
- Pumps fresh water, sea water and diesel
- Fast diesel refuelling and transfer with no spillage
- Bilge pump-out in tight areas
- Water transfer; deck showers; and general wash down
- Agricultural spraying; carboy & drum emptying and transfer
- Robust, slim line with clip-on easily cleaned filter
- Continuous duty

CE

New Product

• **HAND PUMPS – ROTARY DRUM PUMP**

Description

The 501A rotary drum pump is suitable for the transfer of oil, diesel and petrol from 60 and 205 litre drums and bulk tanks. The Gladiator 501A rotary drum pumps vanes make it also suitable for the transfer of diesel fuel, unleaded and leaded petrol. The Gladiator 501A comes complete with 2.2 metres of anti static fuel hose, spout, spout holster and 2" BSP bung adaptor & delivers approximately 18 litres per minute or 0.26 litres per rotation when pumping diesel fuel.

Specifications

Uses: Diesel, petrols, lube oil and machine oil
Discharge quantity: Approximately 70 turns/ 18 liters per minute
Materials: Body hardened aluminum alloy; Handle – aluminum die cast; Seal – BunaN; Hose – anti static fuel hose
Weight/ length: 3.6 kg / 1300mm
Size: Suction tube: 31.8mm (1¼" OD) Delivery Hose: 19.05mm (¾" ID) x 2.2m

Assembly Instructions

Mount handle assembly (501A-9 & 501A-10) to the pump body (501A-1) with the aid of bolt (501A-18). Connect the outlet tube (501A-12) & the bung (501A-15) and then screw suction tube (501A-16) together with adaptor (501A-25) into the inlet of pump body.

When assembling pump & tubes, please ensure that all threads are completely airtight (use thread tape) otherwise the pump will not prime. Test prime by putting your hand over the bottom of the pump body inlet hole, turn handle in a clockwise direction. If you feel a strong suction on the palm of your hand the pump is operating correctly and is now ready to mount into the drum. If not, add a few drops of oil through the inlet hole and turn handle to lubricate internals.

If pumping fuels and the pump does not prime, lubricate pump body with some oil via the pump inlet

This may be performed as required if using petrol which can dry out the vanes inside reducing suction & priming.



Operating Instructions


When using as a siphon pump

1. Turn the handle 5 or 6 times. When the liquid begins to flow from the outlet, place handle at a horizontal direction.
2. If the liquid stops being transferred flowing, move the handle slightly.
3. After use, fix the handle to the indicated point. Then the liquid inside the pump can now flow back into the drum.
4. Siphoning will not work when pumping liquid of a high viscosity. The pump will not siphon successfully unless all hose and pump joints are fully tightened up and all connection points are completely airtight.

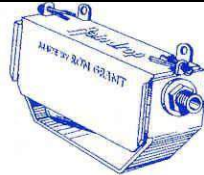
CODE	DESCRIPTION		
501A	Rotary Transfer Drum Pump		

12. DRINKING BOWLS CAST ALUMINIUM & PLASTIC

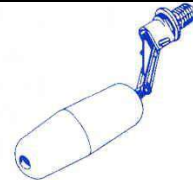
RAINDROP CAST ALUMINIUM DRINKING BOWLS			
Units are rated to 70 Psi & have 1/2" BSP Inlet			
CODE	DESCRIPTION		
DB1L	Cast Aluminum Drinking Bowl 3 3/4" lt. capacity c/w Plug		
DB1G	Green Powder Coated Bowl 3 3/4" lt. capacity c/w Plug		
DB2	Trough-A- Matic		
DB3	Replacement Float Valve Assembly for DB1L & DB2		



DB1L



DB2



DB3

REPLACEMENT PARTS FOR ALUMINIUM DRINKING BOWLS & TROUGH-A-MATICS			
CODE	DESCRIPTION		
DBFAC	Float, Arm & Pin		
DBBN	1/2" Inlet Body & Nut		
DBF	Float c/w Short Stub		
DBP	Rubber drain Plug		
DBSO	Shut Off rubber		
DBPP	Red Plastic Plug		
DBL	Lid Plain		
DBA	Plastic Arm & Pin		
DBPPIN	Plastic Pin		

FJORD NYLON DRINKING BOWL with STAINLESS STEEL LID			
CODE	DESCRIPTION		
FDB	Nylon Drinking Bowl c/w S/S Lid & Float Valve		
FDBSS	S/ Steel Drinking Bowl c/w S/S Lid & Float valve 2.5L		
FDRVA	Replacement Float Valve Assembly 1/2" MI BSP		

FDBSS



FDB



STOCKBRANDS NYLON DRINKING BOWLS			
CODE	DESCRIPTION		
SDB	Nylon Drinking Bowl c/w Float Valve & Float		
SDRVA	Replacement Float Valve Assembly 1/2" MI BSP		



RELN NYLON AUTOMATIC FLOAT VALVE			
CODE	DESCRIPTION		
RELN	3/4" FI BSP Inlet		



CODE	DESCRIPTION		
BRASS DR HOSE COCKS – WATERMARKED & TESTED			
BRHC15	1/2" M inlet x 3/4" M outlet		
BRHC20	3/4" M inlet x 1" M outlet		



BRASS DR HOSE COCKS - ANGLED WALL WM & TESTED			
AWHC15	1/2" M inlet x 3/4" M outlet		
AWHC20	3/4" M inlet x 1" M outlet		



NP BALL HOSE COCKS – LOCKABLE S/S HANDLE			
NPLTC15	1/2" M inlet x 3/4" M outlet		
NPLTC20	3/4" M inlet x 3/4" M outlet		
NPLTC25	1" M inlet x 3/4" M outlet		



BRASS HOSE COCKS – BALL TYPE 1/4 TURN			
Watermarked and Tested DR Brass			
DZHC15	1/2" M inlet x 3/4" M outlet – T Handle		
DZHC20	3/4" M inlet x 1" M outlet – T Handle		



BRASS HOSE COCKS- ANTI VANDAL			
Watermarked and Tested DR Brass			
DZHC15AV	1/2" M inlet x 3/4" M outlet (Without Handle)		
DZHC20AV	3/4" M inlet x 1" M outlet (Without Handle)		
DZHCKEY	Handle only Suit Anti Vandal Hose Cock		



PLATED BRASS BALL BIB COCKS – RED HANDLE			
Plated Brass c/w Nut & Tail Outlet			
BBBC15	1/2" M inlet x 1/2" Hose tail		
BBBC20	3/4" M inlet x 3/4" Hose tail		
BBBC25	1" M inlet x 1" Hose tail		



2" CAST IRON TREACLE/HONEY TAP			
CITT	2" BSP Male Thread, Lockable		



JUMPER VALVE BODIES & WASHERS			
CODE	SIZE & DESCRIPTION		
JVB04	12mm (1/2") Copper - Rivet Type c/w Durethane washer		
JVB17	12mm (1/2") Plastic Body J/Valve c/w Durethane washer		
JVB06	15mm (5/8") Copper - Rivet Type c/w Durethane washer		
JVB10	20mm (3/4") Copper – Nut & Washer type c/w Durethane washer		
JVB14	25mm (1") Copper - Nut & Washer type c/w Durethane washer		

Notes: Jumper Valves & Jumper Valve washers

12mm (Old size 1/2") Nominal Valve size measures 20mm OD
 15mm (Old size 3/4" x 5/8" Inlet) Nom. Size measures 22mm OD
 20mm (Old size 3/4") Nominal Valve size measures 25mm OD
 25mm (Old Size 1") Nominal Valve size measures 34mm OD

OD x Hole Size

Washer measures 3/4" x 3/16"
 Washer measures 7/8" x 3/16"
 Washer measures 1" x 1/4"
 Washer measures 1 5/16" x 1/4"

All metal Jumper Valve Bodies are supplied in DR Copper or DR Brass



14. VALVES MANUAL

- BALL VALVES – PVC, NYLON, BRASS, 3 WAY & S/STEEL

ERA uPVC BALL VALVES Grey Body, Red Handle, BSPF			
CODE	SIZE		
PVCBV15	1/2"		
PVCBV20	3/4"		
PVCBV25	1"		
PVCBV32	1 1/4"		
PVCBV40	1 1/2"		
PVCBV50	2"		
PVCBV65	2 1/2"		
PVCBV80	3"		
PVCBV100	4"		



FIP Grey uPVC DOUBLE UNION BALL VALVE		Standard Ball Valve, PE			
Seat, Chloroprene O-Rings, Blue Handle					
CODE	SIZE	Solvent weld adaptors		BSPF adaptors	
BVDU15	1/2"				
BVDU20	3/4"				
BVDU25	1"				
BVDU32	1 1/4"				
BVDU40	1 1/2"				
BVDU50	2"				
BVDU80	3"				
BVDU100	4"				



1/2" to 2" Rated to 16 Bar (232 psi) – 3" Rated to 10 Bar (150 psi) – 4" Rated to 6 Bar (87 psi)

VDL Grey uPVC TESTED D/UNION BALL VALVE		Chemical Suitable,			
PTFE Seat, Viton O-Rings, Orange Handle					
CODE	SIZE	Solvent weld adaptors		BSPF adaptors	
6.13.015	1/2"				
6.13.020	3/4"				
6.13.025	1"				
6.13.032	1 1/4"				
6.13.040	1 1/2"				
6.13.050	2"				
6.13.065	2 1/2"				
6.13.080	3"				
6.13.100	4"				



1/2" to 2" Rated to 16 Bar (232 psi) – 3" & 4" Rated to 10 Bar (150 psi)

HANSEN COMPACT GLASS FILLED NYLON BALL VALVES - PN16 (232 PSI), Full Flow, BSPF ends			
CODE	SIZE		
HBV15	1/2"		
HBV20	3/4"		
HBV25	1"		
HBV32	1 1/4"		
HBV40	1 1/2"		
HBV50	2"		

Add 'L' to above codes for lilac handle for grey water use.
Same price for lilac handle units.
Replacement handles available P.O.A.



PLASTIC BALL VALVES - Lever Handle, Brass Ball & Stem
PN16 Polypropylene Body BSP FI

CODE	SIZE		
PBVFF15	1/2"		
PBVFF20	3/4"		
PBVFF25	1"		
PBVFF32	1 1/4"		
PBVFF40	1 1/2"		
PBVFF50	2"		



uPVC 3 WAY FIP TRIPLE UNION BALL VALVE
PN16, PTFE Seat, EPDM O-Rings, Solvent Weld Adaptors

CODE	SIZE		
FTKLV200	1/2"		
FTKLV250	3/4"		
FTKLV320	1"		
FTKLV400	1 1/4"		
FTKLV500	1 1/2"		
FTKLV630	2"		



PVC 3 WAY BALL VALVES – T-PORT Solvent weld **800 PSI**

CODE	SIZE		
PTWVTS40	1 1/2"		
PTWVTS50	2"		



3 WAY PLATED BRASS BALL VALVES, Threaded, 'L' or 'T' Port

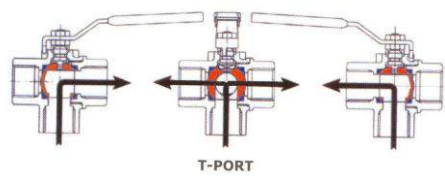
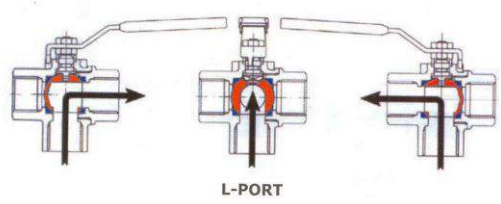
CODE	SIZE		
3WBVB08	1/4"		
3WBVB10	3/8"		
3WBVB15	1/2"		
3WBVB20	3/4"		
3WBVB25	1"		
3WBVB32	1 1/4"		
3WBVB40	1 1/2"		
3WBVB50	2"		



Bottom Entry

Side Entry

When ordering state 'T' or 'L' to indicate port configuration and 'B' or 'S' for bottom or side entry type at the end of the code. Prices are for standard bottom entry type only. Side entrytype are P.O.A.



RAINDROP PLATED BRASS BALL VALVES
Full Bore, S/Steel Lever Handle, Teflon Seat, BSP FI

CODE	SIZE		
BVPB6	1/4"		
BVPB10	3/8"		
BVPB15	1/2"		
BVPB20	3/4"		
BVPB25	1"		
BVPB32	1 1/4"		
BVPB40	1 1/2"		
BVPB50	2"		
BVPB65	2 1/2"		
BVPB80	3"		
BVPB100	4"		



PLATED BRASS BALL VALVES – TESTED & DUAL APPROVED
Gas Approved & Watermarked, Green Lever Handle, BSP

CODE F&F	SIZE F&F		CODE M&F	SIZE M&F	
BVGAS6	1/4"				
BVGAS10	3/8" (Gas Only)				
BVGAS15	1/2"		BVGASMF15	1/2"	
BVGAS20	3/4"		BVGASMF20	3/4"	
BVGAS25	1"		BVGASMF25	1"	
BVGAS32	1 1/4"		BVGASMF32	1 1/4"	
BVGAS40	1 1/2"		BVGASMF40	1 1/2"	
BVGAS50	2"		BVGASMF50	2"	
BVGAS65	2 1/2"				
BVGAS80	3"				
BVGAS100	4"				




PLATED BRASS BALL VALVES - TESTED & DUAL APPROVED
Gas Approved & Watermarked, Yellow Butterfly Handle

CODE	SIZE		
BVBFF15	1/2" F&F		
BVBFF20	3/4" F&F		
BVBFF25	1" F&F		
BVBMF15	1/2" M&F		
BVBMF20	3/4" M&F		
BVBMF25	1" M&F		



PLATED BRASS BALL VALVES - UNTESTED
Red Butterfly Handle

CODE	SIZE		
BVBFF08	1/4" F&F		
BVBFF10	3/8" F&F		
BVBMF08	1/4" M&F		
BVBMF10	3/8" M&F		



STAINLESS STEEL 316 2-PIECE BALL VALVE
Female/Female

CODE	SIZE		
BVSS2V08	1/4"		
BVSS2V10	3/8"		
BVSS2V15	1/2"		
BVSS2V20	3/4"		
BVSS2V25	1"		
BVSS2V32	1 1/4"		
BVSS2V40	1 1/2"		
BVSS2V50	2"		
BVSS2V65	2 1/2"		
BVSS2V80	3"		



● **NEEDLE VALVES STAINLES STEEL**

NEEDLE VALVES
(SS316 Rising Stem, Handle & Body, BSPF ends, Rated to 6000 Psi)

CODE	SIZE		
VTNE-316-08	1/4"		
VTNE-316-10	3/8"		
VTNE-316-15	1/2"		
VTNE-316-20	3/4"		
VTNE-316-25	1"		



● **SLIDE GATE VALVES - PVC**

VDL INDUSTRIAL GREY uPVC SLIDE GATE VALVES
S/Steel Handle & Stem, Solvent Weld Joint

CODE	SIZE		
To suit Pressure Pipe a AS1477 Series 1			
6.81.080	3" (Suit 89mm OD Pipe) 100kPa		
6.81.100	4" (Suit 114mm OD Pipe) 100kPa		
6.80.161	6" (Suit OD 160mm OD Pipe) 50kPa (SS Disc)		
6.80.226	8" (225mm OD Pipe) 50kPa (SS Disc) Socket		
6.80.250	10" (250mm OD pipe 50kPa (SS Disc) Spigot		
To suit Non Pressure Stormwater & DWV			
6.80.090	90mm (90mm OD Pipe) 100kPa		
6.80.110	100mm (110mm OD Pipe) 100kPa		
6.80.161	150mm (160mm OD Pipe) 50kPa (SS Disc)		
6.80.226	8" (225mm OD Pipe) 50kPa (SS Disc) Socket		
6.80.250	10" (250mm OD pipe 50kPa (SS Disc) Spigot		



New Products

Grey PVC Threaded BSP Adaptors also available to suit these valves.



VALTERRA PVC SLIDE GATE VALVES
Solvent Weld Joint

CODE	SIZE		
To suit Pressure Pipe acc. AS1477 Series 1			
VG40	1 1/2" (OD 48mm) 50 PSI		
VG50	2" (OD 60mm) 40PSI		
VG80	3" (OD 89mm) 20PSI		
VG100	4" (OD 114mm) 15PSI		
To suit Non Pressure Stormwater & DWV			
VG90	90mm (Storm water) 20PSI		
VG110	110mm (DWV & SW) 15PSI		



- **BRASS GATE VALVES**

BRASS GATE VALVES UNTESTED
Screwed BSPF(Parallel Threads), Red Handle

CODE	SIZE		
BGV15	1/2"		
BGV20	3/4"		
BGV25	1"		
BGV32	1 1/4"		
BGV40	1 1/2"		
BGV50	2"		
BGV65	2 1/2"		
BGV80	3"		
BGV100	4"		



DZR BRASS TESTED GATE VALVES Screwed BSPF (Parallel
Threads), LOGI Red Handle

CODE	SIZE		
GVTB15	1/2"		
GVTB20	3/4"		
GVTB25	1"		
GVTB32	1 1/4"		
GVTB40	1 1/2"		
GVTB50	2"		
GVTB65	2 1/2"		
GVTB80	3"		
GVTB100	4"		



FIP uPVC WAFER BUTTERFLY VALVE*			
Lever Handle – EPDM Seals			
Code	Size		
FFEOV500	40		
FFEOV630	50		
FFEOV900	80		
FFEOV910	100		
FFEOV920	125		
FFEOV940	150		
FFEOV960	200		



LEVER OPERATED F.B.E. COATED CAST IRON

Complete with 316 S/St. Disc & Shaft, EPDM seats standard, Viton, Nitrile or Teflon seats available, Replaceable liner on all Butterfly valves, available in wafer & lugged FBE bodies, Lever operated, rated to 1600 KPa (232 PSI)

CAST IRON WAFER BUTTERFLY VALVE*			
Suit AS2129, ANSI & DIN Flanges			
Size (mm)	Code		
50	B/FLY-W-SS50		
65	B/FLY-W-SS65		
80	B/FLY-W-SS80		
100	B/FLY-W-SS100		
125	B/FLY-W-SS125		
150	B/FLY-W-SS150		
200	B/FLY-W-SS200		
250	B/FLY-W-SS250		
300	B/FLY-W-SS300		

(*) Larger sizes – P.O.A



CAST IRON LUGGED BODY			
Suit AS2129 Table 'E' – EPDM Seals Only			
Size (mm)	Code		
50	B/FLY-L-SS50		
65	B/FLY-L-SS65		
80	B/FLY-L-SS80		
100	B/FLY-L-SS100		
125	B/FLY-L-SS125		
150	B/FLY-L-SS150		
200	B/FLY-L-SS200		
250	B/FLY-L-SS250		
300	B/FLY-L-SS300		

Gear operated CI Lugged Body Type Also Available P.O.A.



BRASS SWING CHECK VALVES UNTESTED

CODE	SIZE		
Brass Seat – Logi Brand Rated to 1600kPa			
TYTSCV050	1/2"		
TYTSCV075	3/4"		
TYTSCV100	1"		
TYTSCV125	1 1/4"		
TYTSCV150	1 1/2"		
TYTSCV200	2"		
TYTSCV250	2 1/2"		
TYTSCV300	3"		
TYTSCV400	4"		
Rubber Seat			
SCVRS050	1/2"		
SCVRS075	3/4"		
SCVRS100	1"		
SCVRS125	1 1/4"		
SCVRS150	1 1/2"		
SCVRS200	2"		
SCVRS250	2 1/2"		
SCVRS300	3"		
SCVRS400	4"		



316 STAINLESS STEEL SWING CHECK VALVES

CODE	SIZE		
SSSWCV15	1/2"		
SSSWCV20	3/4"		
SSSWCV25	1"		
SSSWCV32	1 1/4"		
SSSWCV40	1 1/2"		
SSSWCV50	2"		



RAINDROP ALUMINIUM BRONZE VERTICAL CHECK VALVES HEAVY DUTY (Not Spring Loaded)

CODE	SIZE		
CV40	1 1/2"		
CV50	2"		



BRM (T&S) GALVANISED LEATHER CLACK TYPE CHECK VALVE BOLTED UNITS

CODE	SIZE		
BRMCVLC150	1 1/2"		
BRMCVLC200	2"		
BRMCVLC250	2 1/2"		
BRMCVLC300	3"		
BRMCVLC400	4"		



**BRONZE HORIZONTAL CLACK TYPE CHECK VALVE
BOLTED FLANGE UNITS**

CODE	SIZE		
BCCV125	1 1/4"		
BCCV150	1 1/2"		
BCCV200	2"		



EUROPA BRASS SPRING CHECK VALVES
 Suitable for industrial, pneumatic, domestic & hydraulic installations, hot water, oxygenated water, different oils, compressed air.
 Can be fitted in horizontal, vertical or oblique position. Max operating temperature: 110°C
 Stainless Steel spring & mushroom valve

CODE	SIZE		
ECV10	3/8"		
ECV15	1/2"		
ECV20	3/4"		
ECV25	1"		
ECV32	1 1/4"		
ECV40	1 1/2"		
ECV50	2"		
ECV65	2 1/2"		
ECV80	3"		
ECV100	4"		



BRASS SPRING CHECK VALVES – UNTESTED

CODE	SIZE		
YCV10	3/8"		
YCV15	1/2"		
YCV20	3/4"		
YCV25	1"		
YCV32	1 1/4"		
YCV40	1 1/2"		
YCV50	2"		
YCV65	2 1/2"		
YCV80	3"		
YCV100	4"		



STAINLESS STEEL FILTERS

CODE	SIZE		
SSF10	3/8"		
SSF15	1/2"		
SSF20	3/4"		
SSF25	1"		
SSF32	1 1/4"		
SSF40	1 1/2"		
SSF50	2"		
SSF65	2 1/2"		
SSF80	3"		
SSF100	4"		



BRASS DUAL CHECK VALVES - TESTED
 Watermarked, Rated to 2000kPa and 60°C, BSPF Ends

CODE	SIZE		
DCV20	3/4"		
DCV25	1"		



PVC SPRING LOADED CHECK VALVES
 Fitted with S/St. Spring, Single Union & BSPF Thread

CODE	SIZE		
CVP15	1/2"		
CVP20	3/4"		
CVP25	1"		
CVP32	1 1/4"		
CVP40	1 1/2"		
CVP50	2"		



PVC SWING CHECK VALVES
 1/2" - 2" White uPVC Solvent Cement Glued sockets, 2 1/2" - 4" Bolted Body, BSPF Thread

CODE	SIZE		
CVPS15	1/2"		
CVPS20	3/4"		
CVPS25	1"		
CVPS32	1 1/4"		
CVPS40	1 1/2"		
CVPS50	2"		
CVP65	2 1/2"		
CVP80	3"		
CVP100	4"		



- FOOT VALVE (SWING & SPRING LOADED)

BRASS FOOT VALVES UNTESTED

CODE	SIZE		
BFV15	1/2"		
BFV20	3/4"		
BFV25	1"		
BFV32	1 1/4"		
BFV40	1 1/2"		
BFV50	2"		
BFV65	2 1/2"		
BFV80	3"		
BFV100	4"		



PVC SPRING LOADED FOOT VALVES Fitted with S/St.
Spring & BSPF Thread

CODE	SIZE		
FVP15	1/2"		
FVP20	3/4"		
FVP25	1"		
FVP32	1 1/4"		
FVP40	1 1/2"		
FVP50	2"		



PVC FLAP TYPE FOOT VALVES
Bolted Body, BSPF Thread

CODE	SIZE		
FVP65	2 1/2"		
FVP80	3"		
FVP100	4"		
FVP150	6"		
Replacement Shutex Rubber Sealing Washer Only			
FVPW65	2 1/2"		
FVPW80	3"		
FVPW100	4"		
FVPW150	6"		



RAINDROP 'HEAVY DUTY' ALI/BRONZE FOOT VALVE BSPF Thread

CODE	SIZE		
RHDFV40	1 1/2"		
RHDFV50	2"		
Repair kit suit Raindrop Foot / Check / Floating Foot Valves – Sealing Ring & Valve Washer			
ABFFVRK40	1 1/2"		
ABFFVRK50	2"		




BRONZE GAUZE TYPE FOOT VALVES with STRAINER
 Similar to SX 'W' Bronze Foot Valve

CODE	SIZE		
BGFV32	1¼"		
BGFV40	1½"		
BGFV50	2"		



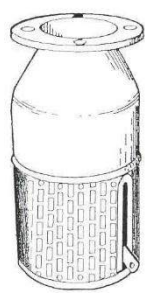
ALI/ BRONZE FLOATING FOOT VALVE c/w 7" Ball Floats
 Side outlet configuration

CODE	SIZE		
ABFFV40	1½"		
ABFFV50	2"		



GALVANISED STEEL QUICK RELEASE FOOT VALVE
 Swing flap type & Table D Flanges

CODE	SIZE		
6515	3"		
6525	4"		
6535	5"		
6545	6"		
6565	8"		
6585	10"		
6595	12"		



• **DAM FLOATS POLYSTYRENE & PIPE CONNECTING FITTINGS**

CODE	DESCRIPTION		
DFTCOM	12" Ø Dam Float c/w Poly Fittings		
DFTFTS	Pipe Fittings Only Suit Dam Float		
DFTO	12" Ø Polystyrene Dam Float Only		

Please state poly pipe size when ordering fittings eg. 2" Rural or 40mm Metric



Poly Fittings Only



Styrene Dam Float



Dam Float & Fittings

15. SYSTEM REGULATING VALVES

- *PRESSURE RELIEF VALVE - SRV BRASS & S/STEEL ADJUSTABLE*

This piston style pressure relief valve with conical shaped needle seat for accurate adjustment is available up to 3" in size.

Nominal pressure rating is 1600 KPa with an adjustable pressure relief pressure range between 100 and 1200 KPa. The adjusting of the various relief pressures is achieved by simply screwing the adjustment screw up or down.

Operating temperature range is between -20°C and 185°C.

Bronze units are manufactured with bronze body c/w brass valve seat.

S/Steel units are manufactured with 316SS Body c/w 316SS valve seat & 304SS Stem.

Disc seals are PTFE.

	BRONZE/ BRASS UNIT	S/STEEL UNIT
CODE	SRV	SRV-SS
SIZE		
1/2"		
3/4"		
1"		
1 1/4"		
1 1/2"		
2"		

COMPONENTS		
Part Description	SRV-SS	SRV
Valve Body	316SS	Bronze
Valve Seat	316SS	Brass
Disc	316SS	Brass
Disc Seal	PTFE	PTFE
Stem	304SS	Brass
Spring	304SS	Steel
Spring Seat	304SS	Brass
Cap Seal	PTFE	N/A
Body Seal	PTFE	Fibre
Cap	316SS	Brass

SIZING CHART FOR PRESSURE RELIEF VALVE

Discharge Flow Rate of Water L/min						
RELIEF PRESSURE (Bar)	1/2"	3/4"	1"	1 1/4"	1 1/2"	2"
1	21	33	60	97	141	234
2	29	46	85	138	199	331
3	36	57	104	169	244	405
4	42	66	120	195	282	468
5	47	74	134	218	315	523
6	51	81	147	239	345	573
7	55	87	159	258	373	619
8	59	93	170	276	398	662
9	63	99	180	293	423	702
10	66	105	190	308	445	740
11	70	111	200	323	463	778
12	76	120	215		485	815
13	82	129	230		512	835

1 Bar = 100kPa

SRV-SS (S/Steel)

SRV (Bronze/ Brass)



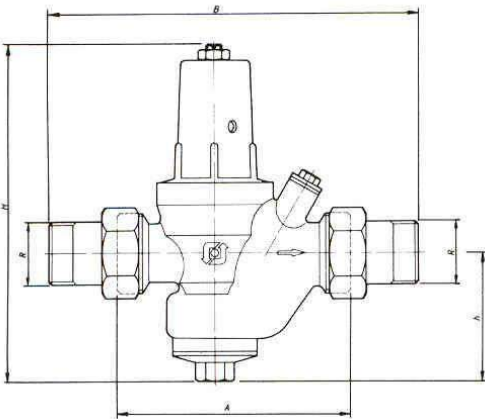
• **PRESSURE REDUCING DRV BRASS ADJUSTABLE**

DRV pressure reducing valves are a high quality industrial valve suitable for inlet pressures up to 2500KPa. They are designed to regulate outlet pressures between 100 and 600 KPa and are easily adjustable by simply turning a screw on the lid of the valve.

The DRV can be used on water, air and neutral gases up to 70°C.



CODE	SIZE		
DRV15	1/2"		
DRV20	3/4"		
DRV25	1"		
DRV32	1 1/4"		
DRV40	1 1/2"		
DRV50	2"		



TYPE	DRV15	DRV20	DRV25	DRV32	DRV40	DRV50
R-Connections	1/2"	3/4"	1"	1 1/4"	1 1/2"	2"
A	mm	97	110	120	140	175
B	mm	152	171	191	211	261
H	mm	135	155	182	227	262
h	mm	47,5	57,5	66	75	88

CORRECT SIZING OF DRV PRESSURE REDUCING VALVE

Correct sizing is very important when choosing the right DRV for the job. It is important that the media velocity is not high as to cause large pressure drops or noise levels which will be conveyed to the distribution network.

Velocities should be kept between 1 & 2 m/s for fluids and 10 & 20 m/s for air. The correct size can be determined from Diagram A. Diagram B will determine the head loss of the unit chosen.

DIAGRAM A

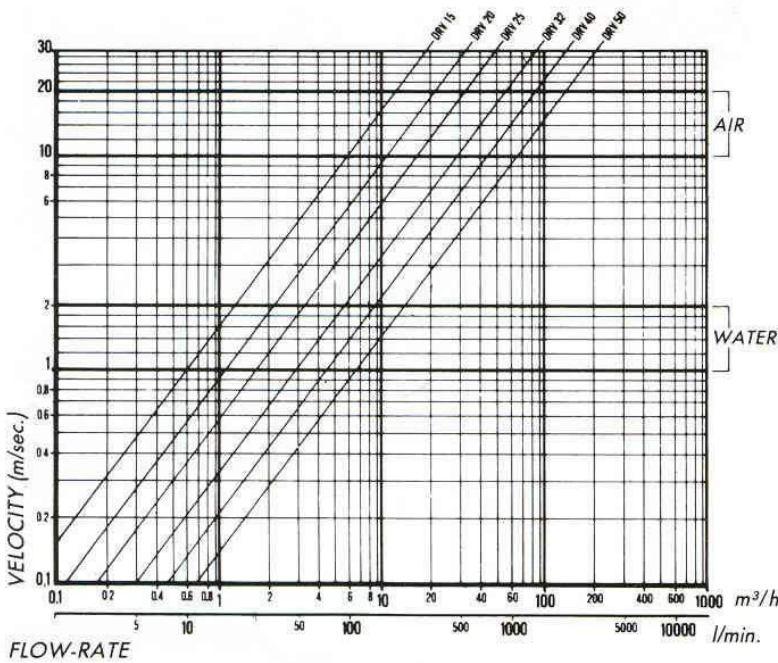
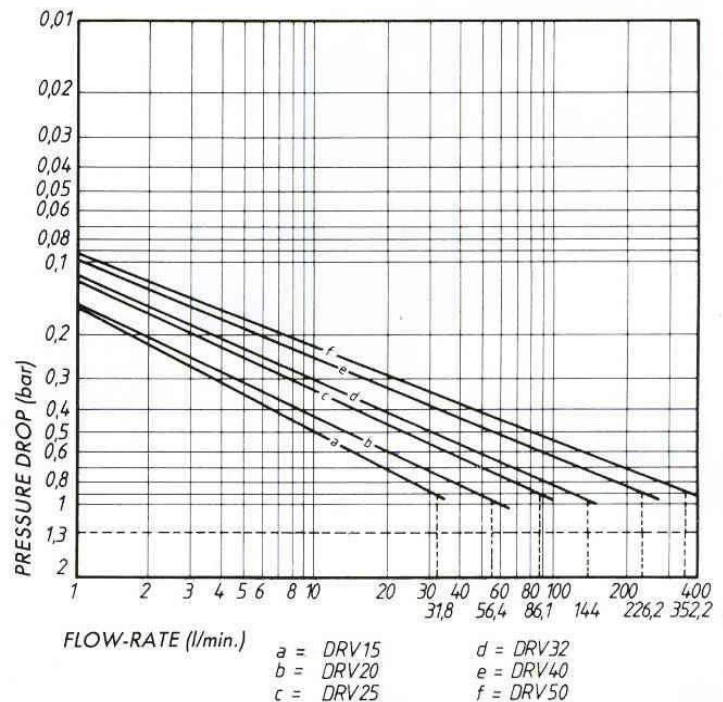


DIAGRAM B



- **AIR VENTING & VACUUM RELEASE**

R88/1 GIACOMINI AUTOMATIC AIR VENT

CODE	SIZE		
GAV	3/8" BSPM		



Installation:

Use a tapping saddle to suit poly pipe & bush down to 3/8" BSPF to suit male nipple on air vent.

Application:

In all heating systems using water, air pockets are created which must be drained in order to avoid noise and water circulation problems.

Features:

The R88/1 valve has a high capacity to vent, even though it has small overall dimensions, which enables the valve to be used in confined spaces.

Technical data:

PN7 pressure is forged on the cap of the valve and the maximum vent flow is reached with that pressure. Nevertheless the valve can be used with lower or higher pressure, being guaranteed up to 1.4 MPa (14 Barg). Maximum operating temperature is 120°C.

ARV - AIR RELEASE VALVES

Features include:

- Up to 40 times higher flow rate than other valves on the market
- Pressure rated to 1600KPa
- Float will not prematurely close even with extremely high air velocities
- Totally sealed at 20KPa
- Totally non corrosive
- Manufactured with UV stabilized materials
- Unique shaped rolling seal
- Fully **automatic & kinetic** (double acting – allows vacuum relief during decompression and vents air pockets during line commissioning)

CODE	SIZE		
ARV-1-A	1" BSPM		
ARV-2-KA	2" BSPM		

Use 1" units on pipelines up to 6" diameter.

Use 2" units on pipelines 6"-10" diameter.

Both 1" & 2" units available with threaded brass base –P.O.A



ARV-2-KA



ARV-1- A



• **BACKFLOW PREVENTION REDUCED PRESSURE ZONE (RPZ)**

Reduced Pressure Principle

The Apollo Series 4A-200 Reduced Pressure Principle Backflow Preventer is designed to give maximum protection against backflow caused by either back-pressure or back-siphonage from substances that are hazardous. The durable but economical device is easily maintained in the line with modular check cartridge assemblies that require no special tools. It consists of two independently acting spring-loaded check valves with an automatic differential relief valve located between the check valves. All testcocks are mounted at the top of the unit to assure easy access during repair and maintenance when unit is installed in tight places.

Features:

- Maximum protection against back pressure/ back siphonage
- Modular check valve cartridges with easily replaced parts
- Reversible / removable chloramines resistant silicone seat discs
- Low head pressure loss
- Internal sensing passage
- Corrosion resistant
- AS2845.1 approved
- Max Press.: 1200KPa
- Temperature range: 1°C-82°C
- Horizontal installation
- Designed, manufactured, assembled & tested in California, USA
- 5 year warranty

CODE	SIZE (mm)	Description		
CONBRACO BRASS RPZ DEVICES				
				
4020-LG-20	¾"	¾" BSPF ends		
4020-LG-25	1"	1" BSPF ends		
4020-LG-32	1¼"	1¼" BSPF ends		
4020-LG-40	1½"	1½" BSPF ends		
4020-LG-50	2"	2" BSPF ends		
				
4020-LG-80	3"	3" Tab D Flanged		
4020-LG-100	4"	4" Tab D Flanged		
4020-LG-150	6"	6" Tab D Flanged		

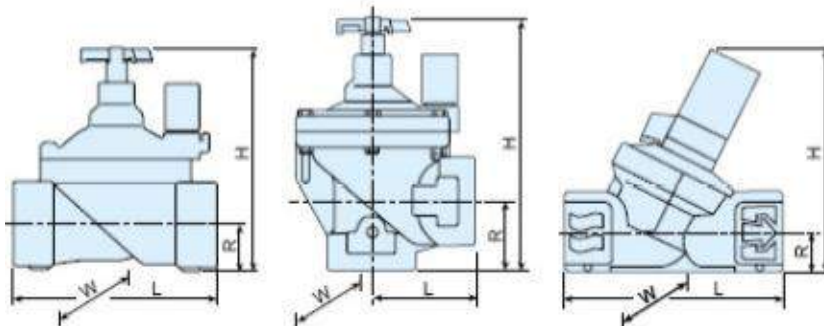
16. SOLENOID VALVES

• 200 SERIES PLASTIC HYDRAULIC/ELECTRIC CONTROL VALVES

FEATURES

- Constructed of corrosion-resistant, high engineering plastics, synthetic rubber and stainless steel parts.
- Very high flow rate with very low head loss.
- Operation over a wide range of pressures.
- Smooth valve opening and closing prevents pressure surge hazards.
- Self-cleaning orifice on electric models provides reliable valve operation, even with brackish water.
- Flow control handle for water flow adjustment.
- Manual solenoid override for opening valves in case of power failure without external water spill.
- High performance solenoid with low electrical power consumption.
- Wide range of models of electric and pressure regulating control valves.

Dimensions and Weights



	Globe Pattern				Angle Pattern		Y Pattern
Size (mm)	3/4"	1"	1 1/2"	2"	1 1/2"	2"	1"
L	110	110	160	170	80	85	114
H	115	115	180	190	190	210	115
R	22	22	35	38	40	60	21
W	78	78	125	125	125	125	68
Weight (kg)*	0.35	0.33	1.0	1.1	0.95	0.91	0.30

* Without flow control handle

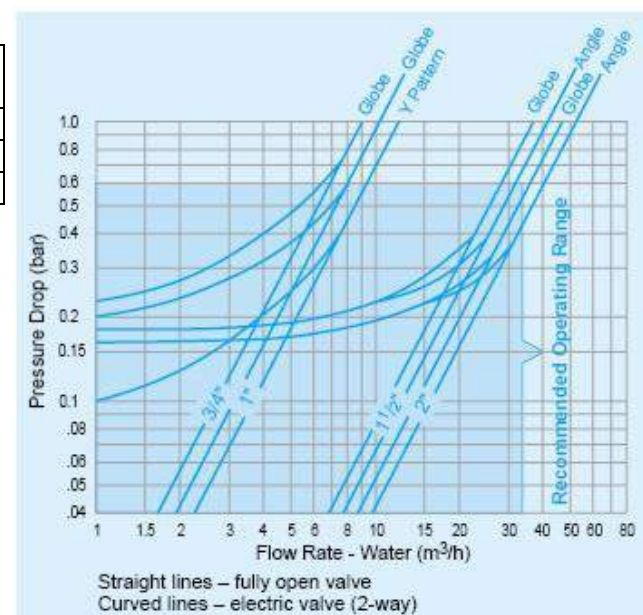
TECHNICAL DATA

Specifications

- Valve Pattern: globe, angle & Y-pattern (1" only)
- Sizes: 3/4", 1", 1 1/2" & 2"
- End Connections:
 - female threaded BSP, NPT
- Pressure Rating:
 - ISO: PN 10
 - ANSI: Class 125
- Operating Pressure Range: 0.7-10 bar (10-150 psi)
- Temperature Range:
 - Water up to 80°C (180°F)
- Electrical Data:
 - Standard:
 - Voltage: 24V AC (50-60 Hz)
 - Current: holding 0.20A, inrush 0.40A
 - Optional Voltages: 6V DC, 12V DC, 24V DC, 12V AC, 24V AC
- Materials:
 - Body and cover: Nylon Reinforced
 - Metal parts: Stainless Steel
 - Diaphragm: Natural Rubber
 - Seals: Buna-N and NR

Flow Chart

CODE	Description		
210-2W-25	1" Globe Valve		
210-2W-40	1 1/2" Globe Valve		
210-2W-50	2" Globe Valve		



17. PRESSURE GAUGES* – GLYCERINE FILLED

PRESSURE GAUGE – 63mm DIAL FACE, LOWER MOUNT
Stainless Steel Case, Glycerine Filled & 1/4" BSP Male, Dual scale

CODE	Pressure Range			
	(PSI)	KPa		
PGLM30	0-30	210		
PGLM60	0-60	415		
PGLM100	0-100	690		
PGLM160	0-160	1100		
PGLM230	0-230	1600		
PGLM300	0-300	2070		
PGLM600	0-600	4140		
PGLM1000	0-1000	6900		
PGLM2000	0-2000	13800		
PGLM3000	0-3000	20700		
PGLM3500	0-3500	24150		
PGLM4000	0-4000	27600		
PGLM5000	0-5000	34500		
PGLM8000	0-8000	55200		
PGLM10000	0-10000	69000		



PRESSURE GAUGE – 63mm DIAL FACE, REAR MOUNT
Stainless Steel Case, Glycerine Filled & 1/4" BSP Male, Dual scale

CODE	Pressure Range			
	(PSI)	KPa		
PGBM30	0-30	210		
PGBM60	0-60	415		
PGBM100	0-100	690		
PGBM160	0-160	1100		
PGBM200	0-200	1380		
PGBM400	0-400	2760		
PGBM600	0-600	4140		
PGBM1000	0-1000	6900		



PRESSURE GAUGE – 50mm DIAL FACE, LOWER MOUNT
Stainless Steel Case, Glycerine Filled & 1/4" BSP Male, Dual scale

CODE	Pressure Range			
	(PSI)	KPa		
PG2LM30	0-30	210		
PG2LM100	0-100	690		
PG2LM160	0-160	1100		
PG2LM230	0-230	1600		



VACUUM GAUGES – 63mm DIAL FACE, LOWER MOUNT
Stainless Steel Case, Glycerine Filled & 1/4" BSP Male, Dual scale KPa-Hg

CODE	Pressure Range			
	(Hg inch)	KPa		
0-30Hg	0-30	100		



(* Other pressure gauges with large 4" & 6" dial face also available

18. WATER METERS

BETA-SDC Multi- Jet Dry Dial Turbine Water Meter

Horizontal installation only

CODE	SIZE	Nom. Flow Rate (m ³ /hr)	Max. Flow Rate (m ³ /hr)	Min. Flow Rate (L/hr)	Unit Weight (Kg)		
B/SDC-15	½"MI	1.5	3	30	1.5		
B/SDC-20	¾"MI	2.5	5	50	1.7		
B/SDC-25	1"MI	3.5	7	70	2.6		
B/SDC-32	1¼"MI	6	12	120	2.8		
B/SDC-40	1½"MI	10	20	200	5.1		
B/SDC-50	2"FI	15	30	300	8.5		

FEATURES INCLUDE:

- Suitable for industrial, commercial & irrigation markets
- Technically advanced pulse output which provides for more measurement accuracy
- Standard setting: 1 pulse per Litre (½" to 1½" units) and 1 pulse per 10 L (2" unit)
- Fusion Bonded Epoxy coated body
- Hermetically vacuum sealed register
- Maximum reading: 99999 m³
- Magnetic drive
- Meets or exceeds ISO 4064 Class B standard
- **(DRD7111) Digital Re-settable display**
- Available as hot and cold versions: Cold Version up to 50°C
Hot version up to 90°C
- Maximum operating water pressure: 16 Barg



OMEGA WOLTMAN Water Meter

Horizontal installation only

CODE	SIZE	Nom. Flow Rate (m ³ /hr)	Max. Flow Rate (m ³ /hr)	Min. Flow Rate (m ³ /hr)	Unit Weight (Kg)		
OMEGA50	2"	15	30	0.75	14		
OMEGA65	2½"	25	50	0.75	13		
OMEGA80	3"	40	80	1.2	16		
OMEGA100	4"	60	120	1.8	18		
OMEGA150	6"	150	300	4.5	42		
OMEGA200	8"	250	500	7.5	64		
OMEGA250	10"	400	800	12	94		
OMEGA300	12"	600	1200	18	114		

FEATURES INCLUDE:

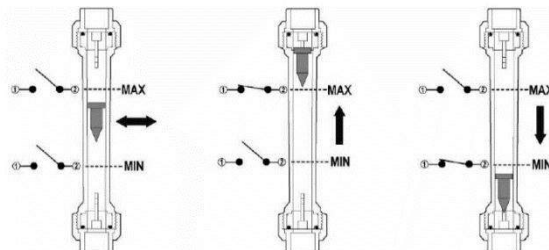
- Suitable for industrial, commercial & irrigation markets
- High quality fusion bonded epoxy coated body
- Hermetically vacuum sealed register
- Magnetic drive transmission allows register to keep completely dry
- Meets or exceeds ISO 4064 Class B standard
- **(DRD7111) Digital Re-settable display @ \$121.00 ea + GST Less Disc.:2.5**
- Available with reed switch pulse output
- Low pressure head loss even at high flow rates
- Flanges according to AS2129
- Pulse settings: 2"- 4" size: 100 Litres/ pulse
6"-8" size: 1000 Litres/ pulse
10" – 12" size: 10000 Litres/ pulse
- Available as hot and cold versions: Cold Version up to 50°C
Hot version up to 90°C
- Maximum operating water pressure: 16 Bar
- Larger sizes available



19. FLOW METERS – ROTAMETERS

- These flow meters (often referred to as rotameters) provide for a convenient, cost effective and reliable method of measuring flow rates of fluids instantaneously in pipelines.
- Installed vertically in the line, the flow meter uses the principle of flow resistance against a specially designed and calibrated 'floater' which rises in the site glass proportionately with the volumetric flow rate (m^3/hr or L/hr) of the fluid.
- The site glass material can be either *Trogamid* for standard applications i.e. water etc. or *Polysulfon* for corrosive or aggressive media.
- The units are supplied complete with grey uPVC unions for solvent cement jointing and suit all Series 1 pressure pipe dimensions.
- Can be supplied with optional magnetic switches fitted to the site glass for coupling to pump PID controllers (see diagram below)
- Calibrated to: 1 Kg/L Density @ 20°C, Stainless St. Floater. Rated to 10 Bar (1000kpa)

CODE	DESCRIPTION Discount Code: 2.5	SIZE	Min. Flow Rate (L/hr)	Max. Flow Rate (L/hr)	
475040203	Standard Rotameter	1/2"	5	50	
475050203	Standard Rotameter	1/2"	15	150	
475070203	Standard Rotameter	1/2"	40	400	
475100203	Standard Rotameter	3/4"	60	600	
475110203	Standard Rotameter	3/4"	100	1000	
475130203	Standard Rotameter	1"	40	400	
475140203	Standard Rotameter	1"	100	1000	
475150203	Standard Rotameter	1"	150	1500	
462800203	Standard Rotameter	1 1/4"	250	2500	
462850203	Standard Rotameter	1 1/2"	300	3000	
462890203	Standard Rotameter	2"	400	4000	
462900203	Standard Rotameter	2"	600	6000	
462910203	Standard Rotameter	2"	1000	10000	
46295	Standard Rotameter	2 1/2"	1500	15000	
46296	Standard Rotameter	2 1/2"	2500	25000	
127865	Standard Rotameter	2 1/2"	10000	50000	



**Rotameters supplied with magnetic float as standard
Option for Micro Switches fitted for pump control.**

20. CARE-FREE WATER CONDITIONERS

- Sizes up to & including 50mm (2") c/w BSPF Inlet & outlet:

- Size above 50mm (2") c/w Flanged inlet & outlet:

CODE	SIZE BSP	Nom. Flow Rate (L/min)		
BSP Threaded Units				
CF06 ECO	1/4" BSPF	12		
CF15 ECO	1/2" BSPM	25		
CF20 ECO	3/4" BSPM	50		
CF25 ECO	1" BSPM	90		
CF32 ECO	1 1/4" BSPM	165		
CF40 ECO	1 1/2" BSPM	260		
CF50 ECO	2" BSPM	380		
MARK II Stainless Steel Units (Flanged Tab E)				
CF06 MKII	1/4" BSPF	15		
CF15 MKII	1/2" BSPF	29		
CF20 MKII	3/4" BSPF	58		
CF25 MKII	1" BSPF	112		
CF32 MKII	1 1/4" BSPF	215		
CF40 MKII	1 1/2" BSPF	320		
CF50 MKII	2" BSPF	480		
CF50+ MKII	2" BSPF	600		
CF65 MKII	2 1/2"	800		
CF75 MKII	3"	1150		
CF100 MKII	4"	1580		
CF125-150MKII	5"	2400		
CF150 MKII	6"	3700		
CF200 MKII	8"	6500		
CF250 MKII	10"	10500		
SWP40-S MkII (Swimming pool with rubber end connections)		250		
AC6 (For Evaporative Coolers)		20		




Notes: Head loss @ nominal capacity with orifice cone = 35KPa (5 PSI)

CAREFREE EARTHING KITS	DISCOUNT CODE: 2.0		
EARTH KIT No.1 – For galvanized or copper pipe installations: Consists of: <ul style="list-style-type: none"> 1 x Magnesium sacrificial anode rod 16mm Drilled & fitted S/St. Bolt & Nut 1 x 1m Double lugged earth wire 			
EARTH KIT No. 2 – for PVC or POLY pipe installations: Consists of: <ul style="list-style-type: none"> 1 x 16mm Magnesium sacrificial anode rod drilled & fitted S/St Bolt & Nut 1 x 1/2" Copper cathode earth rod drilled & fitted with S/St Bolt & Nut 2 x 1m Double lugged earth wire 			
EARTH KIT No.3 – UNIVERSAL INSTALLATION (All types of installation) For Indoor & Outdoor Use and includes: <ul style="list-style-type: none"> Battery Power Pack c/w 2 x 12Volt 'D' Cell batteries 			
EARTH KIT No. 4 – 100-240V Power Regulator			

REPLACEMENT PARTS FOR EARTH KITS	DISCOUNT CODE: 2.0		
Magnesium sacrificial anode earth rod drilled & c/w S/Stl. Nut & Bolt			
Copper cathode earth rod drilled & c/w S/Stl. Nut & Bolt			
1 metre Double lugged earth wire			
S/St. Bolt & Nut			
Brass Fittings (Tita) for CF6 Caravan or Motor Home			
Water Storage Crystals			

CAREFREE WATER CONDITIONER SIZING CHART

SIZE (mm)	Length (mm)	Unit Wgt. (kg)	Minus 33%	G.P.H Nominal	Plus 66%	Minus 33%	Litre/min Nominal	Plus 66%
MkII Threaded Units (*)						Minus 50%		
6	165	0.24	133	200	330	10	15	25
15	205	0.37	258	384	640	15	29	48
20	220	0.47	514	767	1270	29	58	96
25	270	0.87	993	1481	2460	56	112	186
32	325	1.90	1910	2850	4730	108	215	357
40	390	3.20	2840	4230	7020	160	320	531
50	405	4.20	4250	6350	10540	240	480	797
MkII Flanged Units						Minus 33%		
65	360	9.00	7090	10580	17600	536	800	1328
75	416	12.00	10200	15200	25300	770	1150	1909
100	440	16.00	14000	20900	34700	1059	1580	2623
150	558	38.00	33000	49000	81400	2479	3700	6142
200	685	66.00	57700	86100	143000	4355	6500	10790
250	720	102.00	93200	139000	231000	7035	10500	17430



Care Free installed on Swimming Pool Filter/Pump system

(*) MkII Threaded Units Only have increased flow rate application range of -50% to +66%

Headloss @ Nominal capacity with orifice cone = 35 KPa (5PSI)

IMPORTANT: The headloss at the plus 66% flow rate on flanged units can be reduced significantly with the orifice plate removed. However, the CFC should only be installed without an orifice plate when the flow rate is approximately 20%-25% above the nominal flow rate. Refer to headloss charts.



Care Free Range



100mm unit installed on an Effluent Treatment Plant



Installed on Irrigation system

21. FILTERS & SCREENS

• DRINKING WATER TREATMENT FILTERS

PURETEC WATER FILTERS come with 36 month warranty on drinking water systems & housings (cartridges excluded). Specialty cartridges and housings are available on request.

DISCOUNT CODE: 2.0



Part No.	DESCRIPTION	Flow Rate		
AX12	White Standard Filter Housing 10", 3/4" BSPF connection, No spanner required (Easy Seal), Applications include: <ul style="list-style-type: none"> • Drinking water systems • Whole house filtration • Food service, Commercial, Industrial, Agricultural • Liquid Filtration Pressure rated to 900 KPa at 52°C <u>Units supplied complete with mounting Bracket</u>	up to 76 l/min		
AX12B	Bracket Only			

PURETEC CARTRIDGES TO SUIT AX12 MODEL 10" HOUSING

Rust & Sediment Filter Cartridges				
WD011	10", 1 micron, std. diameter, spiral wound rust & sediment cartridge, cyst removal	26		
WD011-C	10", 1 micron, std. diameter, spiral wound rust & sediment cartridge, colloidal removal(negatively charged)	5		
WD051	10", 5 micron, std. diameter, spiral wound rust & sediment	27		
WD101	10", 10 micron, std. diameter, spiral wound rust & sediment	32		
WD201	10", 20 micron, std. diameter, spiral wound rust & sediment	38		
WD251-H	10", 25 micron, std. diameter, spiral wound rust & sediment, Hot water application	39		
PL011-A	10", 1 micron, Pleated std. diameter, reusable, cystremoval	38		
PL051-C	10", 5 micron, Pleated std. diameter, cellulose	43		
PL101-C	10", 10 micron, Pleated std. diameter, cellulose	44		
PL201-C	10", 20 micron, Pleated std. diameter, cellulose	45		
PL201	10", 20 micron, Pleated std. diameter, recleanable	45		
PL501	10", 50 micron, Pleated std. diameter, recleanable	48		

Taste, Odour & Heavy Metal Removal Filter Cartridges (Std. Diameter)				
IC051	10", 5 micron, impregnated carbon taste & odour cartridge (ex T01-5) Suitable up to 52°C	19		
GC051	10", 5 micron, granular carbon post filter high taste & odour reduction	13		
GC201-R	10", 20 micron, granular carbon, resin media, post filter high taste & odour reduction	15		
DP101	10" Carbon Dual Purpose Std., Low Press. High Flow, suitable up to 66°C (used on gravity feed rainwater tanks)	25		
CE941	10" Ceramic cart., Taste, Odour, Sediment, Bacterial & heavy metal removal, 0.4 micron	7		
CB101	10", 10 micron carbon block cartridge, Suitable up to 85°C	18		
CB051	10", 5 micron carbon block cartridge, Suitable up to 85°C	16		
CB951-H	10", 0.5 micron carbon block, cyst/ heavy metal removal	15		

Scale Control Filter Cartridges (Std. Diameter)				
SC051	10", Triple action 5 micron, protects appliances, food service equipment & water coolers	16		

• **INLINE FILTERS & STRAINERS**

ARAG 'IN-LINE' POLYPROPYLENE WATER IRRIGATION FILTERS c/w SCREEN & BACK FLUSH TAP					
Maximum operating temperature: 60°C				DISCOUNT CODE: 2.0	
Code	Size – BSPM	Max. Flow rate (100 Mesh) L/min @ 60 PSI	Max Working Pressure (PSI)		
Model 32 – Threaded Housing					
ARAG20	¾"	115	170		
ARAG25	1"	165	142		
ARAG32	1¼"	195	142		
ARAG40	1½"	220	142		
ARAG50	2"	220	115		
Model 33 – Threaded Nut Housing					
ARAG50CH	2" (32,50,80 & 100 Mesh)	300	115		
ARAG80CH	3" (32,50,80 & 100 Mesh)	800	115		
ARAG50CH	2" (120 & 150 Mesh)	300	115		
ARAG80CH	3" (120 & 150 Mesh)	800	115		

1" Unit also available with 120 Mesh Disc Cartridge		
1" Unit Discs only (120 Mesh)		
Flush tap ¾" Male (for 1½" & 2" filter units)		
Flush tap ¾" Female (for ¾" & 1" filter units)		
Body 'O' Ring Suit 1½" / 2" Unit		

ARAG SCREEN DATA				
MESH SIZE	OLD COLOUR	NEW COLOUR	MESH MATERIAL	OPENING SIZE
32	White	Red	S/Steel	0.45mm
50	Blue	Blue	S/Steel	0.30mm
80	Grey	Yellow	S/Steel	0.20mm
100	Red	Green	S/Steel	0.17mm
120	Green	Grey	Plastic	0.13mm
150	Orange	Orange	Plastic	0.09mm

¾" & 1" ARAG Inline filter



1¼" ARAG Inline filter



1½" & 2" ARAG Inline filter



ARAG FILTER SCREENS ONLY			
SIZE	MESH RANGE		
¾" Threaded	32, 50, 80		
	100, 120, 150		
1" Threaded	32, 50		
	80, 100, 120, 150		
1¼" Threaded	32, 50, 80		
	100, 120, 150		
1½" & 2" Threaded	32, 50, 80		
	100, 120, 150		
2" Clamped Housing	32, 50, 80, 100		
	120, 150		
3" Clamped Housing	32, 50, 80, 100		
	120, 150		

ARAG Inline filter screens



Y STRAINERS BRASS TESTED & WATERMARKED
 0.4mm Triangular 304 S/Stl. 1600kPA

CODE	BSPF Thread size		
YSC15	1/2"		
YSC20	3/4"		
YSC25	1"		
YSC32	1 1/4"		
YSC40	1 1/2"		
YSC50	2"		
YSC65	2 1/2" **		
YSC80	3" **		
YSC100	4" **		



** Note: 2 1/2", 3" & 4" are not tested and watermarked.

Y STRAINERS 316 S/STEEL

CODE	SIZE		
YSST15	1/2"		
YSST20	3/4"		
YSST25	1"		
YSST32	1 1/4"		
YSST40	1 1/2"		
YSST50	2"		



POLYPROPYLENE HOSE TAIL STRAINERS

CODE	HOSE SIZE		
PPS32	1 1/4"		
PPS40	1 1/2"		
PPS50	2"		
PPS76	3"		



CARBON STEEL STRAINERS

CODE	BSPF THREAD SIZE		
GIS40	1 1/2"		
GIS50	2"		
GIS63	2 1/2"		
GIS76	3"		
GIS102	4"		



- **STAINLESS STEEL WEDGEWIRE SUCTION SCREEN & SPEARS**


LOWERING SPEARS			
			
Code	Item Description		
SSLS125	1¼" Stainless Steel BSP LOWERING SPEAR with blanked off Stainless Steel Disc & fitted with 1¼" BSP Female (45mm OD), 600mm Length, Flow Rate: 400 Gal./hr		
SSLS200	2" Stainless Steel BSP LOWERING SPEAR with blanked off Stainless Steel Disc & fitted with 2" BSP Female (63mm OD), 600mm Length, Flow Rate: 600 Gal./hr		
DRIVE SPEARS			
			
SSDS125	1¼" Stainless Steel DRIVE SPEAR with Hard Black NYLON DRIVE POINT & 1½" Male or Female BSP thread. Low carbon mild steel base, 45mmOD, 600mm length, Flow rate: 400 Gal./hr		
SSDS200	2" Stainless Steel DRIVE SPEAR with Hard Black NYLON DRIVE POINT & 2" Male BSP thread. Low carbon mild steel base, 56mmOD, 600mm length, Flow rate: 600 Gal./hr		

Notes:

1. Standard screens are made from AISI 304 S/St.
2. Standard slot size is No.6 (6 Thou / 0.15mm) Other slot sizes are available on request
3. No. 10 (10 Thou / 0.25mm) slot size recommended for Creek/River Beds
4. No. 4 (No.4 is 0.10mm slot size) slot size recommended for coastal / Island use (fine sand).
5. Lengths indicated are effective wedge wire screen lengths
6. All prices are Ex Brisbane Store & subject to change without prior notice
7. Stainless Steel pipe fittings also available in pipe fittings section.
8. OTHER SCREEN LENGTHS AVAILABLE FOR HIGHER FLOW RATES P.O.A.
9. **Made to order/ customized suction screens & spears with non-standard slot sizes and product dimensions will not be subject to credit return policy**

STANDARD SUCTION SCREEN			
Code	Item Description		
SSS50	200mm length, 113mm ID x 123mm OD, 1mm Slot Size, 2" BSPF Thread, 2289 Gal./hr		

Longer sizes or larger diameters also available for higher flow rates P.O.A.



22. TANK ACCESSORIES

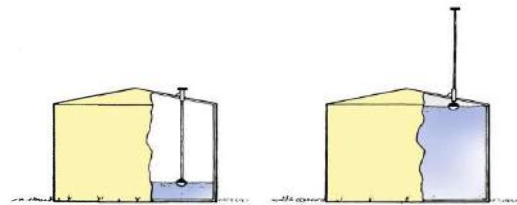
• TANK GAUGES



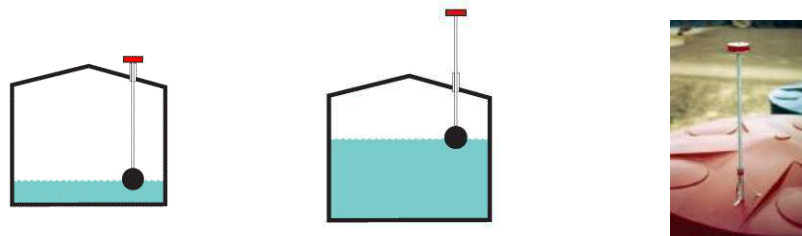
WIRELESS REMOTE TANK LEVEL MONITOR REPLACEMENT FOR ULTRASONIC WIRELESS UNIT			
CODE	DESCRIPTION		
TAWG01	Wireless Tank Level Monitor		

Transmits tank water level signal to receiver up to 100 metres away.

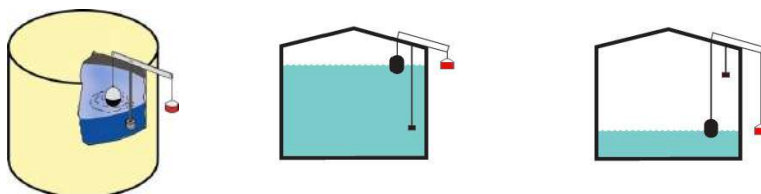
KENDERS TANK GAUGE Galvanised Mounting Fittings, 1¼" White UV Resistant PVC Pole, White Polystyrene Float and Marker			
CODE	DESCRIPTION		
KTG2	Kenders Tank Gauge c/w 2 metre plastic pole		
KTG4	Kenders Tank Gauge c/w 4 metre plastic pole		
KTGP2	Pole Only Suit 2m Kenders Tank Gauge		
KTGP4	Pole Only Suit 4m Kenders Tank Gauge		



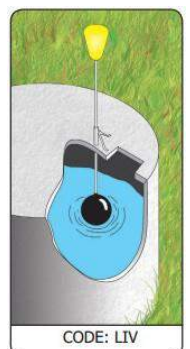
DIPSTIK TANK GAUGE Aluminium Mounting Fittings, Pole & Marker (with reflective red sticker) Black PE Float			
---------------------------------------------------------------------------------------------------------------	--	--	--



TANK LEVETATOR - True Level Tank Indicator Counter weight hangs inside the tank – External indicator hangs loose down side of tank.			
CODE	DESCRIPTION		
TL	Levetator c/w Plastic Pulleys & Nylon Cord (suitable for 3m high tanks)		
TLBP	Levetator with Brass Pulleys & S/Steel Wire (Qld Fire & Rescue Spec)		



JOBETANK LEVEL INDICATOR - True Level Tank Indicator			
CODE	DESCRIPTION		
JOBETLI	Jobe Water Level Indicator		

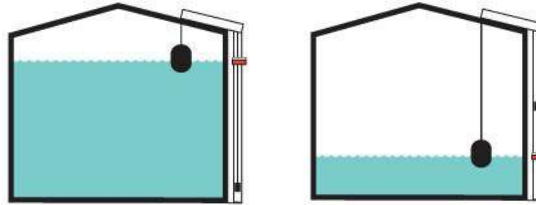


CODE: LIV

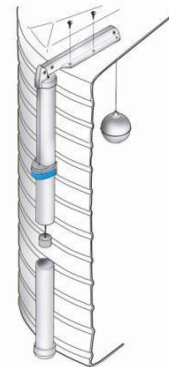
LIQUIDATOR- True Level Tank Indicator			
Counterweight does not contact fluid inside tank – External indicator held in place by PVC or steel guide pole (not included with units)			
CODE	DESCRIPTION		
LIQ	Liquidator level indicator (suitable for 3m high tanks)		
LIQ2	Liquidator MKII – Blister Packed with Adjustable Length Mounting Bracket (suitable for 3m high tanks)		



Liquidator MKII



LEVEL DEVIL TANK GAUGE- True Level Tank Indicator			
Smaller version of the liquidator ideal for small household tanks			
CODE	DESCRIPTION		
LD	Level Devil (For Use on tanks up to 1.8m high)		



TANK GAUGE ACCESSORIES			
CODE	DESCRIPTION		
S/STL WIRE	SS Wire for Levetator & Liquidator		
Brass Pulley	Brass Pulley for Levetator & Liquidator - <i>(Brass Pulleys for Fire proof gauges need to be metal construction)</i>		
MosGuard	Mosquito Guard for Levetator & Liquidator <i>(Rubber Mosquito guards for protection of cord holes, 2 for Levetator, 1 for Liquidator)</i>		
TLB	Bracket Suit Levetator & Liquidator for mounting on unroofed iron or fibreglass tanks		
TLC	Clamp to enable mounting on unroofed concrete tanks		

APEX WATER LEVEL INDICATOR - APEX 'VISIBALL'			
CODE	DESCRIPTION		
VSB	Visiball – Adjusts to any Water tank roof angle Std. Length 2m		



- **FIRST FLUSH WATER DIVERTER (Dry System)**

Code	Description	
8119-5	90mm First Flush Kit Only	
8118-8	100mm First Flush Kit Only	
8121-1	300mm First Flush Kit Only	
K0014	Replacement Sealing Ball	

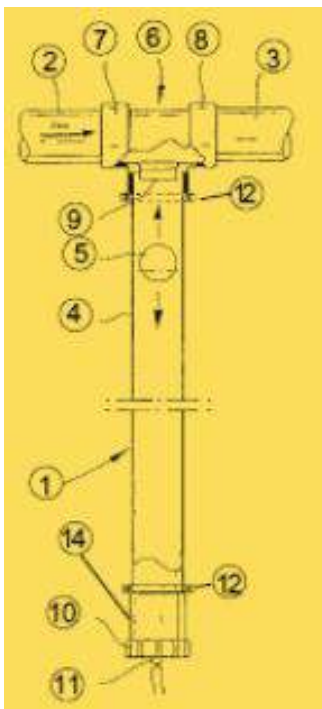
HOLDING CAPACITY OF DWV PIPE TO SUIT FIRST FLUSH WATER DIVERTER KITS

STORM WATER uPVC PIPE SIZE	LITRES/ METRE
90mm	6
100mm	8
300mm	65



Product Code: 8121-1
First Flush Diverter Kit

Typical Wall Mounted First Flush Installation
(Applicable to Product Codes: 8121-1, 8119-5 & 8118-8)



Legend

1. Diverter Chamber (SW Pipe – Not part of Kit supply)
2. In feed from the roof
3. To the Tank
4. Diverter Chamber (SW Pipe – Not part of Kit supply)
5. Sealing Ball
6. Tee Junction
7. Chamber Inlet
8. Chamber Outlet
9. Ball Seat
10. Screw cap
11. Flow Control Valve
12. Pipe /Wall Bracket
13. Filter Screen
14. Socket
15. 'O' Ring Seal

Product Code: 8119-5 & 8118-8
First Flush Diverter Kit Typical Assembly
Item 1 & 4 is SW Pipe which is not part of Kit

● POLYPROPYLENE TANK TOP INLET LEAF STRAINER & LIGHT GUARDS

These Leaf strainers are purpose made from UV stabilized polypropylene for use in water tanks. The Mosquito proof version comes with Qld. Regulation Mesh (identified as 'MQ' in the product code)

CODE	DESCRIPTION		
LSQ200MQ	8" screen to suit 200mm tank hole		
LSQ300MQ	12" screen to suit 280mm tank hole		
LSQ400MQ	16" screen to suit 365mm tank hole		
LSQ500MQ	20" screen to suit 460mm tank hole		
Light Guards			
Light Guards mounted under Inlet Strainers to help prevent algae growth			
LG300	12" Polypropylene Light Guard only		
LG400	16" Polypropylene Light Guard only		
LG500	20" Polypropylene Light Guard only		



● POLY TANK TOP INLET LEAF STRAINER & FILTER

This Inlet Filter provides final filtering of the water as it enters the tank.

Any particles (20 micron or larger) that pass through the primary mosquito proof leaf strainer are retained in the filter bag.

Features include:

1. Easy to install
2. Easy to clean, just turn inside out and hose
3. Made from food grade Polyester fabric and UV stabilized Polypropylene
4. Removable mosquito proof leaf strainer strains debris prior to the inlet Filter (included)
5. Improves water quality and filters particles down to 20 micron
6. Reduces sunlight entering tank
7. Reduces potential bacteria and algae growth
8. Cost effective

CODE	DESCRIPTION		
	Screen & Filter bag include support ring		
IF300MQ	12" (300mm) QLD Reg. Mosq. Proof Inlet Filter		
IF400MQ	16" (400mm) QLD Reg. Mosq. Proof Inlet Filter		
IF500MQ	20" (500mm) QLD Reg. Mosq. Proof Inlet Filter		
SPARE BAGS			
IF300	12" (300mm) Replacement bag		
IF400	16" (400mm) Replacement bag		
IF500	20" (500mm) Replacement bag		

● PVC OVERFLOW SCREENS

These screens are made to standard PVC pipe size with aluminum gauze to meet Qld. Mosquito Regulations. Ideal for all tanks to stop insects & vermin entering the tank via the overflow.

CODE	DESCRIPTION		
SCR50PVC	50mm Poly Pipe screen		
SCR75PVC	75mm Poly Pipe screen		
SCR90PVC	90mm Poly Pipe screen		
SCR100PVC	100mm Poly Pipe screen		



- **PVC CORRUGATED PROFILE OVERFLOW SCREENS**

These screens are made of lead free PVC. The units can be fitted with 0.955mm S/S 304 Mosquito proof Screen.

CODE	DESCRIPTION		
TATO 01	50mm Male Corrugated Tank O/Flow		
TATO 06	90mm Fem. Corrugated Tank O/Flow		
TATO 34	100mm Fem. Corrugated Tank O/Flow		
GSGO 03	90mm Fem. Flat wall Tank O/Flow		
TATO 22	100mm Fem. Flanged Tank O/Flow		
TATO 05	90mm PVC & SS304 Mozzie Screen		
TATO06/05	90mm Combo Corro Tank O/Flow & SS Screen		
TATO17	100mm PVC & SS304 Mozzie Screen		



TATO 06 / 34



TATO 05 / 17



- **RAINHEADS-Leaf Eater® & Leaf Beater®**

Leaf Eater & Leaf Beater rain heads are designed for heavy rainfall areas where water is captured for storage in tanks or as a debris removing device.

Both the **Leaf Eater & Leaf Beater** rain heads are designed to improve the hydraulic performance of downpipes and ensure that the gutters and downpipes do not become blocked with leaves.

For large volume down pipe flow, the **Leaf Beater** comes with an aperture adjustable elliptical primary screen to achieve the best operating setting depending on the intensity of the rainfall and amount of debris.

Upon entry, the downpipe rain water approaches a near vertical screen simultaneously filtering the debris and expelling it from the screen and thus reducing maintenance.

CODE	DESCRIPTION		
RHLE01	Leaf Eater Rain Head –dual fit 80/90mm		
RHLB01	Leaf Beater Rain Head – dual fit 80/90mm		
RHLB02	Leaf Beater Rain Head – 100 mm Round		
RHLB03	Leaf Beater Rain Head – 100 x 50mm Rectangle		
RHLB04	Leaf Beater Rain Head – 100 x 75mm Rectangle		



Leaf Eater

Leaf Beater

- **MOZZIE STOPPER™ – HI-FLOW VALVE FLAPS**

Have a double seal, are self cleaning and have flaps that cannot over rotate and remain open. Vented flap valves allow for air flow over the surface of water which improves water quality and prevents a vacuum forming when large quantities of water are quickly drawn from the tank.™ Screens come in either plastic or Stainless steel.

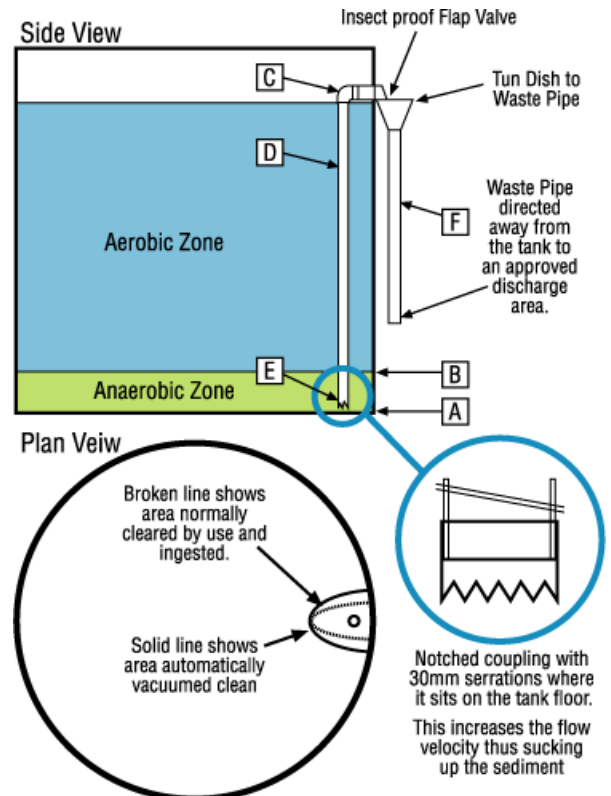
CODE	DESCRIPTION		
TAFV01	Mozzie Stopper 50mm Vented - Plastic Flap Screen		
TAFV02	Mozzie Stopper 90mm Vented - S/S Flap Screen		
TAFV04	Mozzie Stopper 100mm Vented - S/S Flap Screen		
TAFV03	Mozzie Stopper 100mm Vented - Plain Flap		



- **AUTO TANK VACUUM SYSTEM**

Vacuums the sediment off the bottom of the tank in the area of the out-take pipe every time the tank overflows. The systems are supplied in kit form and fit all types of tanks, including metal, plastic, concrete and fiberglass.

CODE	DESCRIPTION		
TAVK01	90mm Corrugated		
TAVK02	90mm Concrete		
TAVK03	90mm Flat wall		



23. TANK CONNECTOR (OUTLET) FITTINGS

- BRASS ALL THREADS, BACK NUTS & WASHERS

BRASS ALL THREADS –SCREWED NIPPLES			
CODE	DESCRIPTION		
BAT1506	½" BSP x 6" long		
BAT1512	½" BSP x 12" long		
BAT2006	¾" BSP x 6" long		
BAT2012	¾" BSP x 12" long		
BAT2506	1" BSP x 6" long		
BAT2512	1" BSP x 12" long		
BAT3206	1¼" BSP x 6" long		
BAT3212	1¼" BSP x 12" long		
BAT4006	1½" BSP x 6" long		
BAT4012	1½" BSP x 12" long		
BAT5006	2" BSP x 6" long		
BAT5012	2" BSP x 12" long		

BRASS FLANGED BACK NUTS			
CODE	DESCRIPTION		
BFBNS15	½" Small Flange		
BFBNL15	½" Large Flange		
BFBNS20	¾" Small Flange		
BFBNL20	¾" Large Flange		
BFBNS25	1" Small Flange		
BFBNL25	1" Large Flange		
BFBNS32	1¼" Small Flange		
BFBNL32	1¼" Large Flange		
BFBNS40	1½" Small Flange		
BFBNL40	1½" Large Flange		
BFBNS50	2" Small Flange		
BFBNL50	2" Large Flange		
BFBNS65	2½" Small Flange		
BFBNL80	3" Large Flange		
BFBNL100	4" Large Flange		
BFBNL150	6" Large Flange		

FIBRE WASHERS TO SUIT BACK NUTS			
CODE	DESCRIPTION		
FWBN40	1½" Fibre washer		
FWBN50	2" Fibre washer		

RUBBER INSERTION WASHERS			
CODE	DESCRIPTION		
RIW15	To suit ½" Back Nut		
RIW20	To suit ¾" Back Nut		
RIW25	To suit 1" Back Nut		
RIW32	To suit 1¼" Back Nut		
RIW40	To suit 1½" Back Nut		
RIW50	To suit 2" Back Nut		



- TANK OUTLET ASSEMBLIES – BRASS & STAINLESS STEEL FLANGED FOR FLAT SIDED TANKS**

BRASS TANK OUTLET MALE & FEMALE THREAD
Watermarked with partial left hand external thread section

CODE	DESCRIPTION		
SFOMF20L	¾" BSPM x ½" BSPF		
SFOMF25L	1" BSPM x ¾" BSPF		
SFOMF32L	1¼" BSPM x 1" BSPF		
SFOMF40L	1½" BSPM x 1¼" BSPF		
SFOMF50L	2" BSPM x 1½" BSPF		
SFOMF65L	2½" BSPM x 2" BSPF		



MALE & FEMALE THREAD BRASS OUTLET

CODE	DESCRIPTION		
SFOMF20	¾" BSPM x ½" BSPF		
SFOMF25	1" BSPM x ¾" BSPF		
SFOMF32	1¼" BSPM x 1" BSPF		
SFOMF40	1½" BSPM x 1¼" BSPF		
SFOMF50	2" BSPM x 1½" BSPF		



MALE THREAD - PLAIN BORE BRASS OUTLET

CODE	DESCRIPTION		
SFOM20	¾" BSPM x 1¼" long		
SFOM25	1" BSPM x 1¾" long		
SFOM32	1¼" BSPM x 2" long		
SFOM40	1½" BSPM x 1¾" long		
SFOM502	2" BSPM x 2" long		
SFOM80	3" BSPM x 2¼" long		
SFOM20L	¾" BSPM x 1¼" long – Left Hand Thread		
SFOM25L	1" BSPM x 1¾" long – Left Hand Thread		
SFOM32L	1¼" BSPM x 2" long – Left Hand Thread		
SFOM40L	1½" BSPM x 1¾" long – Left Hand Thread		
SFOM50L	2" BSPM x 2" long – Left Hand Thread		
SFOM80L	3" BSPM x 2¼" long – Left Hand Thread		
SFOM100L	4" BSPM x 3" long – Left Hand Thread		

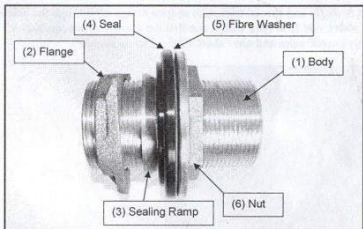


RSFOM80B*	3" BSP Raindrop Bronze x 4" long thread		
RSFOM100B*	4" BSP Raindrop Bronze x 4" long thread		

EZIFIT BRASS TANK OUTLET

Brass tank outlet that can be installed externally w/o entering the tank

CODE	DESCRIPTION		
EFOMF25L	1" BSPM x ¾" BSPF		
EFOM25L	1" BSPM x 1¾" long		
EFOMF50L	2" BSPM x 1½" BSPF		



EXTERNAL BRASS TANK OUTLET

Brass tank outlet that can be installed externally w/o entering the tank

CODE	DESCRIPTION		
ETC25	1" BSPM x ¾" BSPF		



MALE THREAD-PLAIN BORE & WIDE FLANGE BRASS OUTLET			
CODE	DESCRIPTION		
SFOM40W	1½" BSPM x 2" long		
SFOM50W	2" BSPM x 2" long		




INTERNAL SHORT TYPE/ FEMALE THREAD ONLY BRASS OUTLET			
CODE	DESCRIPTION		
SFOF15	½" Female thread		
SFOF20	¾" Female thread		
SFOF25	1" Female thread		
SFOF32	1¼" Female thread		
SFOF40	1½" Female thread		
SFOFL50	2" Fem.Thread x LH Male		
SFOFL80	3" Fem. Thread x LH Male		



LARGE BRASS FLANGED OUTLETS - ALL THREAD TYPE c/w Loose Back Nut Flanges & Fibre Washers

CODE	DESCRIPTION		
BFT03	3" BSP Male x 9" long		
BFT04	4" BSP Male x 8" Long		
BFTO612	6" BSP Male x 12" Long		
BFTO606	6" BSP Male x 6" Long		



STAINLESS STEEL TANK OUTLETS - Male BSP Thread Plain Bore

CODE	DESCRIPTION		
RSFOM80SS	3" BSP Male x 4" long		
RSFOM100SS	4" BSP Male x 4" Long		



316 S/STEEL TANK OUTLET MALE & FEMALE THREAD With partial left hand external thread section **DISCOUNT CODE: 2.5**

CODE	DESCRIPTION		
SSOMF20L	¾" BSPM x ½" BSPF		
SSOMF25L	1" BSPM x ¾" BSPF		
SSOMF32L	1¼" BSPM x 1" BSPF		
SSOMF40L	1½" BSPM x 1¼" BSPF		
SSOMF50L	2" BSPM x 1½" BSPF		

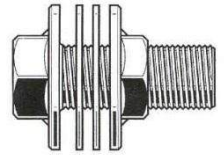


BRASS PUSH-IN OUTLETS - c/w Rubber Installation Seal Fitted externally even when tank is full

CODE	DESCRIPTION		
PIOF20S	¾" Female BSP		
PIOM25S	1" Male BSP		
PIOMF25S	1" Male BSP x ¾" Female BSP		
PIOM50S	2" Male BSP		
PIOMF50S	2" Male BSP x 1½" Female BSP		
MALLET24	Rubber Installation Mallet		



POLYPROPYLENE FLAT TANK FLANGED OUTLETS			
CODE	DESCRIPTION		
PTOF15	1/2" M & F Thread c/w Back nut & Rubber washer		
PTOF20	3/4" M & F Thread c/w Back nut & Rubber washer		
PTOF25	1" M & F Thread c/w Back nut & Rubber washer		
PTOF32	1 1/4" M & F Thread c/w Back nut & Rubber washer		
PTOF40	1 1/2" M & F Thread c/w Back nut & Rubber washer		
PTOF50	2" M & F Thread c/w Back nut & Rubber washer		



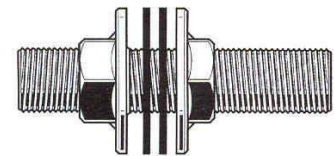
GLASS REINFORCED NYLON TANK OUTLETS			
Rated to 1600kPa (1/2" – 2") and 1000kPa (3" & 4") and up to 60°C			
Threaded BSPF (fixed flange end) x BSPM - Supplied with backnut and 2 x rubber sealing washers			
CODE	DESCRIPTION		
SFTFT15	1/2" M&F x 125mm Overall Length		
SFTFT20	3/4" M&F x 126mm Overall Length		
SFTFT25	1" M&F x 129mm Overall Length		
SFTFT32	1 1/4" M&F x 131mm Overall Length		
SFTFT40	1 1/2" M&F x 132mm Overall Length		
SFTFT50	2" M&F x 136mm Overall Length		
SFTFT80	3" M&F x 184mm Overall Length		
SFTFT100	4" M&F x 200mm Overall Length		



CORRUGATED RUBBER GASKET KITS			To convert Flat tank outlets to Corrugated
CODE	DESCRIPTION		
PCGKS	Small Corrugated Gasket Kits (1/2" – 1" size)		
PCGKL	Large Corrugated Gasket Kits (1 1/4" – 2" size)		



GLASS FILLED NYLON ALLTHREAD TANK OUTLETS			c/w Back nuts & rubber
insertion washers			
CODE	DESCRIPTION		
PATO15	1/2" x 8" Long		
PATO20	3/4" x 8" Long		
PATO25	1" x 8" Long		
PATO32	1 1/4" x 8" Long		
PATO40	1 1/2" x 8" Long		
PATO50	2" x 8" Long		



TANK BOSS CORRUGATED – STAR SHAPED
One Piece, BSP Fem. Thread, Brass or Zinc Alloy (Material to be specified when ordering)

CODE	DESCRIPTION		
TB20	¾" Tank Boss – Drilled 3/16" holes		
TB25	1" Tank Boss – Drilled 3/16" holes		
TB32	1¼" Tank Boss – No holes		
TB40	1½" Tank Boss – No holes		
TB50	2" Tank Boss – No holes		



TANK OUTLETS CORRUGATED - ALLOY
 Zinc Alloy Compression Tank Outlets are economical because they're quick & easy to fit.
 A very strong durable fitting, complete with Flanges & Rubber washers

CODE	DESCRIPTION		
CTOMF20	¾" M x ½" F		
CTOMF25	1" M x ¾" F		
CTOMF32	1¼" M x 1" F		
CTOM20	¾" Male x Plain Bore		
CTOM25	1" Male x Plain Bore		
CTOM32	1¼" Male x Plain Bore		
CTOM40	1½" Male x Plain Bore		
CTOM50	2" Male x Plain Bore		
CTOF20T	¾" Fem only		
CTOF25	1" Fem only		



CAUTION: Use only Nickel Plated or Plastic Ball Valves & Tank taps with Zinc Alloy Fittings. **Brass Gate valves cause the fittings to corrode due to electrolysis.**

TANK BOSSES CORRUGATED GALVANISED
 The Corrugated tank Boss is a large heavy duty tank fitting for industrial & commercial applications. Constructed in 2 halves with 6 x ½" hot dipped gal Bolts & nuts that are fitted through the tank wall. The Female thread is located on the outer half.
 Special gaskets can be supplied on request.

CODE	DESCRIPTION		
CTB80	3" BSPF Corrugated tank boss		
CTB84	4" BSPF Corrugated tank boss		
CTB86	6" BSPF Corrugated tank boss		
Rubber Gaskets for bosses sold separately below Recommended use 2 gaskets per unit			
CTB80G	Gasket for CTB80		
CTB84G	Gasket for CTB84		
CTB86G	Gasket for CTB86		



- BULKCONTAINERPOLYPROPYLENEADAPTORFITTINGS**

ACME, DIN & BUTTRESS THREAD POLYPROPYLENE ADAPTORS

Note: Coarse thread dimensions shown below are for the male threads i.e. male thread on the container.

CODE	DESCRIPTION		
ACME THREAD 4.5 TPI (Coarse Thread)			
D40MCA	Female ACME (59.5mm OD x 55mm ID) x 1½" Male Camlock		
D50MCA	Female ACME (59.5mm OD x 55mm ID) x 2" Male Camlock		
D50FF	Female ACME (59.5mm OD x 55mm ID) x 2" BSP FI		
D50FMBSP	Female ACME (59.5mm OD x 55mm ID) x 2" BSP MI		
D50MF	Male ACME (59.5mm OD x 55mm ID) x 2" BSP FI		
D50MM	Male ACME (59.5mm OD x 55mm ID) x 2" BSP MI		
D70F50M	Female ACME (75.2mm OD x 70mm ID) x 2" BSP MI (For Ball Valve Replacement)		
DIN THREAD (3mm Pitch Metric European Thread)			
BC3F80X50M	Female DIN (80mm OD x 77mm ID) x 2" BSP MI		
BC3F82X50M	Female DIN (82mm OD x 79mm ID) x 2" BSP MI		
BUTTRESS THREAD			
BCBF80X50M	Female BUTTRESS (80mm OD x 75mm ID) x 2" BSP MI		
BCBF100X50M	Female BUTTRESS (100mm OD x 90mm ID) x 2" BSP MI		
200L BLUE DRUM (BUTTRESS THREAD)			
BDBM57X50M	Male Blue Drum (57mm OD x 52mm ID) x 2" BSP MI		
BDBM63X50M	Male Blue Drum (63.5mm OD x 57mm ID) x 2" BSP MI		
BDBM70X50M	Male Blue Drum (70mm OD x 63.5mm ID) x 2" BSP MI		
NPT THREAD			
D50NPTFF	Female NPT (63.5mm OD x 60.5mm ID) x 2" BSP MI		

Other types available on request.



D40MCA / D50MCA



D50FF



D50FMBSP / D50NPTFF



D50MF



D50MM / BDBM



D70F50M / BC3F

24. TROUGH ACCESSORIES

- BRASS TROUGH SOCKETS & PLUGS

BRASS TROUGH INLET SOCKETS*				Threaded both ends
CODE	DESCRIPTION			
SB403	1½" BSPF x 3" Long			
SB503	2" BSPF x 3" Long			
SB504	2" BSPF x 4" Long			
SB50212	2" BSPF x 2½" Long			

(* Other sizes available on request)



BRASS TROUGH DRAIN SOCKETS*				Threaded one end only
CODE	DESCRIPTION			
S403	1½" BSPF x 3" Long			
S503	2" BSPF x 3" Long			
S802	3" BSPF x 2" Long			
S803	3" BSPF x 3" Long			
S842	3½" BSPF x 2" Long			
S84234	3½" BSPF x 2¾" Long			
S844B	4" BSPF x 4" Long			

(* Other sizes available on request)



BRASS CAPS WITH WASHERS (PLUGS)				
CODE	DESCRIPTION			
CW40	1½" BSPM Cap & Washer (Thread OD ~ 48mm)			
CW50	2" BSPM Cap & Washer (Thread OD ~ 61mm)			
CW65	2½" BSPM Cap & Washer (Thread OD ~ 76mm)			
CW80	3" BSPM Cap & Washer (Thread OD ~ 90mm)			
CW84	3½" BSPM Cap & Washer (Thread OD ~ 100mm)			
CW84B	4" BSPM Cap & O-ring seal (Thread OD ~ 110mm)			



BLACK WASHERS FOR BRASS CAPS				
CODE	DESCRIPTION			
WP40	1½" Square Profile Washer			
WP50	2" Square Profile Washer			
WP80	3" Square Profile Washer			
WP84	3½" Square Profile Washer			
ORBS348	4" O-ring seal washer			



4" SX JR TROUGH PLUG COMPLETE Consists of Galvanized Steel seat & Plug which has 2 Gal. Steel pressings with a rubber sealing ring between them.

CODE	DESCRIPTION		
JRTPC	4" SX Trough Plug – Complete With Rubber & Seat		
JRTPB	4" SX Plug Only – No seat, No Rubber		
JRTPS	4" SX Trough Seat Only		



NEOPRENE SPONGE TROUGH PLUG RUBBERS

CODE	DESCRIPTION		
TPRNEO	To suit 4" JR Southern Cross Trough Plugs		



SQUARE WASH-OUT TROUGH PLUG & RUBBERS

CODE	DESCRIPTION		
WOPC6	Trough Plug 316 S/S 6" Square c/w Rubber		
WOR6	6" x 6" Rubber Only x 3/4" thk. c/w 1/2" centre hole		
WOR12	12" x 6" Rubber Only x 3/4" thk. c/w 2 x 1/2" holes		



6" Wash-Out Plug



6" Rubber Only



12" Rubber Only

• **TROUGH RUBBERS & TAPERED SOLID RUBBER TROUGH PLUGS**

BLACK ROUND TAPERED TROUGH PLUGS


CODE	DESCRIPTION		
TPRT3	3" Dia. Top x 2 3/4" Bottom x 2" High		
TPRT4	4 1/2" Dia. Top x 3 3/4" Bottom x 2" High		



TROUGH RUBBERS			
CODE	DESCRIPTION		
TR18	Trough rubber 863mm long to suit 18" Trough		
TR21	Trough rubber 965mm long to suit 21" Trough		
TR24	Trough rubber 1117.6mm long to suit 24" Trough		



ROCLA TROUGH RUBBER
Standard length pack: 18m




- *TROUGH BROOMS & HANDLES*

STOCK TROUGH BROOMS			
Made with stiff green bristles & Gal. Steel frame (Prices are without handles)			
CODE	DESCRIPTION		
TB13	13" Half moon Trough Broom		
TB18	18" Half moon Trough Broom		
TBR	Rectangular 8½" x 6½" Trough Broom		



STOCK TROUGH BROOM HANDLES			
CODE	DESCRIPTION		
TBHA4	Aluminum 4' 6" Long x 1" Round		
TBHA5	Aluminum 5' Long x 1" Round		
TBHW4	Wooden 4' 6" Long x 1" Round		
TBHW5	Wooden 5' Long x 1" Round		
TBHW6	Wooden 6' Long x 1" Round		



25. CAMLOCK COUPLINGS

SIZE	PART No.	Nyglass Code 'YCL'	Polypropylene Code 'PP'	Aluminum Code 'AL'
1/2"	050A			
3/4"	075A			
1"	100A			
1 1/4"	125A			
1 1/2"	150A			
2"	200A			
3"	300A			
4"	400A			
6"	600A			

PART A



SIZE	PART No.	Nyglass Code 'YCL'	Polypropylene Code 'PP'	Aluminum Code 'AL'	\$ PRICE EXCL.GST
1/2"	050B				
3/4"	075B				
1"	100B				
1 1/4"	125B				
1 1/2"	150B				
2"	200B				
3"	300B				
4"	400B				
6"	600B				

PART B



SIZE	PART No.	Nyglass Code 'YCL'	Polypropylene Code 'PP'	Aluminum Code 'AL'
1/2"	050C			
3/4"	075C			
1"	100C			
1 1/4"	125C			
1 1/2"	150C			
2"	200C			
3"	300C			
4"	400C			
6"	600C			

PART C



SIZE	PART No.	Nyglass Code 'YCL'	Polypropylene Code 'PP'	Aluminum Code 'AL'
1/2"	050D			
3/4"	075D			
1"	100D			
1 1/4"	125D			
1 1/2"	150D			
2"	200D			
3"	300D			
4"	400D			
6"	600D			

PART D



SIZE	PART No.	Nyglass Code 'YCL'	Polypropylene Code 'PP'	Aluminum Code 'AL'
1/2"	050E			
3/4"	075E			
1"	100E			
1 1/4"	125E			
1 1/2"	150E			
2"	200E			
3"	300E			
4"	400E			
6"	600E			

PART E



SIZE	PART No.	Nyglass Code 'YCL'	Polypropylene Code 'PP'	Aluminum Code 'AL'
1/2"	050F			
3/4"	075F			
1"	100F			
1 1/4"	125F			
1 1/2"	150F			
2"	200F			
3"	300F			
4"	400F			
6"	600F			

PART F



SIZE	PART No.	Nyglass Code 'YCL'	Polypropylene Code 'PP'	Aluminum Code 'AL'
1/2"	050DC			
3/4"	075DC			
1"	100DC			
1 1/4"	125DC			
1 1/2"	150DC			
2"	200DC			
3"	300DC			
4"	400DC			
6"	600DC			

PART DC



SIZE	PART No.	Nyglass Code 'YCL'	Polypropylene Code 'PP'	Aluminum Code 'AL'
1/2"	050DP			
3/4"	075DP			
1"	100DP			
1 1/4"	125DP			
1 1/2"	150DP			
2"	200DP			
3"	300DP			
4"	400DP			
6"	600DP			

PART DP



CODE	CAMLOCK COUPLING SPARES		
Gaskets*		(* Nitrile standard material. Viton available upon request - POA	
YCLG075	¾" Nitrile Camlock Gasket		
YCLG100	1" Nitrile Camlock Gasket		
YCLG150	1½" Nitrile Camlock Gasket		
YCLG200	2" Nitrile Camlock Gasket		
YCLG300	3" Nitrile Camlock Gasket		
YCLG400	4" Nitrile Camlock Gasket		
Handles			
YCLH075	¾" Camlock Handle		
YCLH100	1" Camlock Handle		
YCLH150	1½" Camlock Handle		
YCLH200	2" Camlock Handle		
YCLH300	3" Camlock Handle		
Handle Pins			
YCLP075	¾" Camlock Handle Pins		
YCLP100	1" Camlock Handle Pins		
YCLP150	1½" Camlock Handle Pins		
YCLP200	2" Camlock Handle Pins		
YCLP300	3" Camlock Handle Pins		

26. ABS GREY PRESSURE PIPE & FITTINGS

See additional ABS spreadsheet pricelist pages in front of catalogue.

27. PVC (uPVC and cPVC) GREY SCHED 80 PRESSURE PIPE & FITTINGS

See additional Grey uPVC / cPVC spreadsheet pricelist pages in front of catalogue.

28. PLASSON POLY FITTINGS – COMPRESSION / ELECTROFUSION / BUTT WELD

See additional Plasson price book in front of catalogue. Discount codes 3.5, 4.0 & 5.0 off list prices.

29. PIPE FITTINGS - THREADED

(Please Note: Items not priced are unavailable)

BACK NUTS

SIZE	PART No.	Nyglass Code 'NYG'	Polyprop. Code 'PP'	S/Steel Code 'SS'	Brass Code 'YBR'	Gal. Mal Code 'YG'
1/2"	BN050					
3/4"	BN075					
1"	BN100					
1 1/4"	BN125					
1 1/2"	BN150					
2"	BN200					
2 1/2"	BN250					
3"	BN300					
4"	BN400					



ELBOW 90°FF

SIZE	PART No.	Nyglass Code 'NYG'	Polyprop. Code 'PP'	S/Steel Code 'SS'	Brass Code 'YBR'	Gal. Mal Code 'YG'
1/8"	EFF018					
1/4"	EFF025					
3/8"	EFF038					
1/2"	EFF050					
3/4"	EFF075					
1"	EFF100					
1 1/4"	EFF125					
1 1/2"	EFF150					
2"	EFF200					
2 1/2"	EFF250					
3"	EFF300					
4"	EFF400					



ELBOW 90°MF

SIZE	PART No.	Nyglass Code 'NYG'	Polyprop. Code 'PP'	S/Steel Code 'SS'	Brass Code 'YBR'	Gal. Mal Code 'YG'
1/8"	EMF018					
1/4"	EMF025					
3/8"	EMF038					
1/2"	EMF050					
3/4"	EMF075					
1"	EMF100					
1 1/4"	EMF125					
1 1/2"	EMF150					
2"	EMF200					
2 1/2"	EMF250					
3"	EMF300					
4"	EMF400					



NIPPLE

SIZE	PART No.	Nyglass Code 'NYG'	Polyprop. Code 'PP'	S/Steel Code 'SS'	Brass Code 'YBR'	Gal. Mal Code 'YG'
1/8"	N018					
1/4"	N025					
3/8"	N038					
1/2"	N050					
3/4"	N075					
1"	N100					
1 1/4"	N125					
1 1/2"	N150					
2"	N200					
2 1/2"	N250					
3"	N300					
4"	N400					



EQUAL TEE

SIZE	PART No.	Nyglass Code 'NYG'	Polyprop. Code 'PP'	S/Steel Code 'SS'	Brass Code 'YBR'	Gal. Mal Code 'YG'
1/8"	T018					
1/4"	T025					
3/8"	T038					
1/2"	T050					
3/4"	T075					
1"	T100					
1 1/4"	T125					
1 1/2"	T150					
2"	T200					
2 1/2"	T250					
3"	T300					
4"	T400					



PLUG

SIZE	PART No.	Nyglass Code 'NYG'	Polyprop. Code 'PP'	S/Steel Code 'SS'	Brass Code 'YBR'	Gal. Mal Code 'YG'
1/8"	P018					
1/4"	P025					
3/8"	P038					
1/2"	P050					
3/4"	P075					
1"	P100					
1 1/4"	P125					
1 1/2"	P150					
2"	P200					
2 1/2"	P250					
3"	P300					
4"	P400					



SOCKET

SIZE	PART No.	Nyglass Code 'NYG'	Polyprop. Code 'PP'	S/Steel Code 'SS'	Brass Code 'YBR'	Gal. Mal Code 'YG'	Gal Steel Code 'GS'
1/8"	S018						
1/4"	S025						
3/8"	S038						
1/2"	S050						
3/4"	S075						
1"	S100						
1 1/4"	S125						
1 1/2"	S150						
2"	S200						
2 1/2"	S250						
3"	S300						
4"	S400						



BEND MF

SIZE	PART No.	Nyglass Code 'NYG'	Polyprop. Code 'PP'	S/Steel Code 'SS'	Brass Code 'YBR'	Gal. Mal Code 'YG'
<i>Discount Code</i>						
1/2"	BEMF050					
3/4"	BEMF075					
1"	BEMF100					
1 1/4"	BEMF125					
1 1/2"	BEMF150					
2"	BEMF200					
2 1/2"	BEMF250					
3"	BEMF300					
4"	BEMF400					



BEND FF

SIZE	PART No.	Nyglass Code 'NYG'	Polyprop. Code 'PP'	S/Steel Code 'SS'	Brass Code 'YBR'	Gal. Mal Code 'YG'
1/2"	BEFF050					
3/4"	BEFF075					
1"	BEFF100					
1 1/4"	BEFF125					
1 1/2"	BEFF150					
2"	BEFF200					
2 1/2"	BEFF250					
3"	BEFF300					
4"	BEFF400					



CAP

SIZE	PART No.	Nyglass Code 'NYG'	Polyprop. Code 'PP'	S/Steel Code 'SS'	Brass Code 'YBR'	Gal. Mal Code 'YG'
1/8"	C018					
1/4"	C025					
3/8"	C038					
1/2"	C050					
3/4"	C075					
1"	C100					
1 1/4"	C125					
1 1/2"	C150					
2"	C200					
2 1/2"	C250					
3"	C300					
4"	C400					



ELBOW 45° FF

SIZE	PART No.	Nyglass Code 'NYG'	Polyprop. Code 'PP'	S/Steel Code 'SS'	Brass Code 'YBR'	Gal. Mal Code 'YG'
1/8"	E45FF 018					
1/4"	E45FF 025					
3/8"	E45FF 038					
1/2"	E45FF050					
3/4"	E45FF075					
1"	E45FF100					
1 1/4"	E45FF125					
1 1/2"	E45FF150					
2"	E45FF200					
2 1/2"	E45FF250					
3"	E45FF300					
4"	E45FF400					




ELBOW 45° MF

SIZE	PART No.	Nyglass Code 'NYG'	Polyprop. Code 'PP'	S/Steel Code 'SS'	Brass Code 'YBR'	Gal. Mal Code 'YG'
1/2"	E45MF050					
3/4"	E45MF075					
1"	E45MF100					
1 1/4"	E45MF125					
1 1/2"	E45MF150					
2"	E45MF200					
2 1/2"	E45MF250					
3"	E45MF300					
4"	E45MF400					



CROSS

SIZE	PART No.	Nyglass Code 'NYG'	S/Steel Code 'SS'	Brass Code 'YBR'	Gal. Mal Code 'YG'
1/2"	CR050				
3/4"	CR075				
1"	CR100				
1 1/4"	CR125				
1 1/2"	CR150				
2"	CR200				
2 1/2"	CR250				
3"	CR300				
4"	CR400				



THREADED FLANGE

SIZE	PART No.	Polyprop. Code 'PP'	316 S/Steel Code 'SS'	Bronze Code 'YBR' Tab. 'D'	Gal. Mal Code 'YG'
1/2"	F050				
3/4"	F075				
1"	F100				
1 1/4"	F125				
1 1/2"	F150				
2"	F200				
2 1/2"	F250				
3"	F300				
4"	F400				
6"	F600				



RIGASKETS 3mm Table 'D' Suit Flanges

CODE	DESCRIPTION		
YGFG050	1/2" Insertion Gasket Table 'D'		
YGFG075	3/4" Insertion Gasket Table 'D'		
YGFG100	1" Insertion Gasket Table 'D'		
YGFG125	1 1/4" Insertion Gasket Table 'D'		
YGFG150	1 1/2" Insertion Gasket Table 'D'		
YGFG200	2" Insertion Gasket Table 'D'		
YGFG250	2 1/2" Insertion Gasket Table 'D'		
YGFG300	3" Insertion Gasket Table 'D'		
YGFG400	4" Insertion Gasket Table 'D'		
YGFG600	6" Insertion Gasket Table 'D'		

SIZE	PART No.	Nyglass Code 'NYG'	Polyprop. Code 'PP'	S/Steel Code 'SS'	Brass Code 'YBR'	Gal. Mal Code 'YG'
1/8"	UFS018					
1/4"	UFS025					
3/8"	UFS038					
1/2"	UFS050					
3/4"	UFS 075					
1"	UFS 100					
1 1/4"	UFS 125					
1 1/2"	UFS 150					
2"	UFS 200					
2 1/2"	UFS 250					
3"	UFS 300					
4"	UFS 400					



UNION BRASS SEAT

SIZE	PART No.	Gal. Mal Code 'YG'
1/2"	UBS050	
3/4"	UBS075	
1"	UBS100	
1 1/4"	UBS125	
1 1/2"	UBS150	
2"	UBS200	
2 1/2"	UBS250	
3"	UBS300	
4"	UBS400	



SIZE	PART No.	Nyglass <i>Code 'NYG'</i>	Polyprop. <i>Code 'PP'</i>	S/Steel <i>Code 'SS'</i>	Brass <i>Code 'YBR'</i>	Gal. Mal <i>Code 'YG'</i>
1/4" x 1/8"	B025018					
3/8" x 1/8"	B038018					
3/8" x 1/4"	B038025					
1/2" x 1/8"	B050018					
1/2" x 1/4"	B050025					
1/2" x 3/8"	B050038					
3/4" x 1/8"	B075018					
3/4" x 1/4"	B075025					
3/4" x 3/8"	B075038					
3/4" x 1/2"	B075050					
1" x 3/8"	B100038					
1" x 1/2"	B100050					
1" x 3/4"	B100075					
1 1/4" x 1/2"	B125050					
1 1/4" x 3/4"	B125075					
1 1/4" x 1"	B125100					
1 1/2" x 1/2"	B150050					
1 1/2" x 3/4"	B150075					
1 1/2" x 1"	B150100					
1 1/2" x 1 1/4"	B150125					
2" x 1/2"	B200050					
2" x 3/4"	B200075					
2" x 1"	B200100					
2" x 1 1/4"	B200125					
2" x 1 1/2"	B200150					
2 1/2" x 1 1/2"	B250150					
2 1/2" x 2"	B250200					
3" x 1 1/2"	B300150					
3" x 2"	B300200					
3" x 2 1/2"	B300250					
4" x 2"	B400200					
4" x 2 1/2"	B400250					
4" x 3"	B400300					



SIZE	PART No.	Nyglass Code 'NYG'	Polyprop. Code 'PP'	S/Steel Code 'SS'	Brass Code 'YBR'	Gal. Mal Code 'YG'
3/4" x 1/4"	T075025					
3/4" x 1/2"	T075050					
1" x 1/2"	T100050					
1" x 3/4"	T100075					
1 1/4" x 3/4"	T125075					
1 1/4" x 1"	T125100					
1 1/2" x 3/4"	T150075					
1 1/2" x 1"	T150100					
1 1/2" x 1 1/4"	T150125					
2" x 1"	T200100					
2" x 1 1/4"	T200125					
2" x 1 1/2"	T200150					
2 1/2" x 2"	T250200					
3" x 1 1/2"	T300150					
3" x 2"	T300200					
3" x 2 1/2"	T300250					
4" x 2"	T400200					
4" x 3"	T400300					



REDUCING NIPPLE

SIZE	PART No.	Nyglass Code 'NYG'	Polyprop. Code 'PP'	S/Steel Code 'SS'	Brass Code 'YBR'	Gal. Mal Code 'YG'
1/4" x 1/8"	NR025018					
3/8" x 1/4"	NR038025					
1/2" x 3/8"	NR050038					
3/4" x 3/8"	NR075038					
3/4" x 1/2"	NR075050					
1" x 3/8"	NR100038					
1" x 1/2"	NR100050					
1" x 3/4"	NR100075					
1 1/4" x 1/2"	NR125050					
1 1/4" x 3/4"	NR125075					
1 1/4" x 1"	NR125100					
1 1/2" x 1/2"	NR150050					
1 1/2" x 3/4"	NR150075					
1 1/2" x 1"	NR150100					
1 1/2" x 1 1/4"	NR150125					
2" x 1/2"	NR200050					
2" x 3/4"	NR200075					
2" x 1"	NR200100					
2" x 1 1/4"	NR200125					
2" x 1 1/2"	NR200150					
2 1/2" x 1 1/2"	NR250150					
2 1/2" x 2"	NR250200					
3" x 1 1/2"	NR300150					
3" x 2"	NR300200					
3" x 2 1/2"	NR300250					
4" x 2"	NR400200					
4" x 2 1/2"	NR400250					
4" x 3"	NR400300					



REDUCING ELBOW 90°FF

SIZE	PART No.	Nyglass Code 'NYG'	Polyprop. Code 'PP'	S/Steel Code 'SS'	Brass Code 'YBR'	Gal. Mal Code 'YG'
3/4" x 1/4"	E075025					
3/4" x 1/2"	E075050					
1" x 1/2"	E100050					
1" x 3/4"	E100075					
1 1/4" x 3/4"	E125075					
1 1/4" x 1"	E125100					
1 1/2" x 3/4"	E150075					
1 1/2" x 1"	E150100					
1 1/2" x 1 1/4"	E150125					
2" x 1"	E200100					
2" x 1 1/4"	E200125					
2" x 1 1/2"	E200150					
2 1/2" x 2"	E250200					
3" x 1 1/2"	E300150					
3" x 2"	E300200					
3" x 2 1/2"	E300250					
4" x 3"	E400300					



REDUCING SOCKET

SIZE	PART No.	Nyglass Code 'NYG'	Polyprop. Code 'PP'	S/Steel Code 'SS'	Brass Code 'YBR'	Gal. Mal Code 'YG'
1/4" x 1/8"	S025018					
3/8" x 1/4"	S038025					
1/2" x 1/4"	S050025					
1/2" x 3/8"	S050038					
3/4" x 3/8"	S075038					
3/4" x 1/2"	S075050					
1" x 3/8"	S100038					
1" x 1/2"	S100050					
1" x 3/4"	S100075					
1 1/4" x 1/2"	S125050					
1 1/4" x 3/4"	S125075					
1 1/4" x 1"	S125100					
1 1/2" x 3/4"	S150075					
1 1/2" x 1"	S150100					
1 1/2" x 1 1/4"	S150125					
2" x 1/2"	S200050					
2" x 3/4"	S200075					
2" x 1"	S200100					
2" x 1 1/4"	S200125					
2" x 1 1/2"	S200150					
2 1/2" x 1 1/2"	S250150					
2 1/2" x 2"	S250200					
3" x 1 1/2"	S300150					
3" x 2"	S300200					
3" x 2 1/2"	S300250					
4" x 2"	S400200					
4" x 2 1/2"	S400250					
4" x 3"	S400300					



- **BRASS MF REDUCING ADAPTORS**

For assembling Flush cap pumps to different size pump columns

Code	Size BSP Female	Size BSP Male		
RA2015	3/4"	1/2"		
RA2515	1"	1/2"		
RA2520	1"	3/4"		
RA3220	1 1/4"	3/4"		
RA3225	1 1/4"	1"		
RA4020	1 1/2"	3/4"		
RA4025	1 1/2"	1"		
RA4032	1 1/2"	1 1/4"		
RA5025	2"	1"		
RA5032	2"	1 1/4"		
RA5040	2"	1 1/2"		
RA6550	2 1/2"	2"		
RA7550	3"	2"		
RA7565	3"	2 1/2"		



SWIVEL JOINTS – NYLON Glass Fibre Reinforced

Allows hose or pipe to turn through 360° without kinking or twisting. Ideal for use with hoses on water tanks. Full flow bore with female BSP ends. Rated to 70 PSI.

CODE	SIZE		
AS20	3/4"		
AS25	1"		
AS32	1 1/4"		
AS40	1 1/2"		
AS50	2"		



30. COMPRESSION FITTINGS

• COPPER COMPRESSION FITTINGS – NYLON OLIVE

Available in either Brass or Chrome Plated (C/P) with Nylon Olive Standard (Copper Olive also available P.O.A) - Standard pack size 10 units

CODE	DESCRIPTION
AW1100	Brass Union 15mm C x 15mm C
AW1106	C/P Union 15mm C x 15mm C
AW1101	Brass Union 20mm C x 20mm C
AW1107	C/P Union 20mm C x 20mm C



AW1103	Brass Reducing Union 15mm C x 10mm C
AW1102	Brass Reducing Union 20mm C x 15mm C
AW1108	C/P Reducing Union 20mm C x 15mm C



AW1110	Brass MI Union 15mm C x 1/2" BSP
AW1116	C/P MI Union 15mm C x 1/2" BSP
AW1111	Brass MI Union 20mm C x 3/4" BSP
AW1117	C/P MI Union 20mm C x 3/4" BSP



AW1113	Brass Reducing MI Union 20mm C x 1/2" BSP
AW1119	C/P Reducing MI Union 20mm C x 1/2" BSP
AW1112	Brass Reducing MI Union 15mm C x 3/4" BSP
AW1118	C/P Reducing MI Union 15mm C x 3/4" BSP



AW1120	Brass FI Union 15mm C x 1/2" BSP
AW1126	C/P FI Union 15mm C x 1/2" BSP
AW1121	Brass FI Union 20mm C x 3/4" BSP
AW1127	C/P FI Union 20mm C x 3/4" BSP



AW1123	Brass Reducing FI Union 20mm C x 1/2" BSP
AW1129	C/P Reducing FI Union 20mm C x 1/2" BSP
AW1122	Brass Reducing FI Union 15mm C x 3/4" BSP
AW1128	C/P Reducing FI Union 15mm C x 3/4" BSP



AW1130	Brass Elbow 15mm C x 15mm C
AW1136	C/P Elbow 15mm C x 15mm C
AW1131	Brass Elbow 20mm C x 20mm C
AW1137	C/P Elbow 20mm C x 20mm C



AW1132	Brass Reducing Elbow 20mm C x 15mm C
AW1138	C/P Reducing Elbow 20mm C x 15mm C



AW1140	Brass MI Elbow 15mm C x 1/2" BSP
AW1145	C/P MI Elbow 15mm C x 1/2" BSP
AW1141	Brass MI Elbow 20mm C x 3/4" BSP
AW1146	C/P MI Elbow 20mm C x 3/4" BSP



AW1142	Brass Reducing MI Elbow 15mm C x 3/4" BSP
AW1147	C/P Reducing MI Elbow 15mm C x 3/4" BSP



COPPER COMPRESSION FITTINGS – NYLON OLIVE *continued*

Available in either Brass or Chrome Plated (C/P) with Nylon Olive Standard (Copper Olive also available P.O.A) - Standard pack size 10 units

CODE	DESCRIPTION	
AW1150	Brass FI Elbow 15mm C x 1/2" BSP	
AW1155	C/P FI Elbow 15mm C x 1/2" BSP	
AW1151	Brass FI Elbow 20mm C x 3/4" BSP	
AW1156	C/P FI Elbow 20mm C x 3/4" BSP	
AW1152	Brass Reducing FI Elbow 15mm C x 3/4" BSP	
AW1153	Brass Reducing FI Elbow 20mm C x 1/2" BSP	
AW1157	C/P Reducing FI Elbow 15mm C x 3/4" BSP	
AW1160	Brass Lugged FI Elbow 15mm C x 1/2" BSP	
AW1164	C/P Lugged FI Elbow 15mm C x 1/2" BSP	
AW1161	Brass Lugged FI Elbow 20mm C x 3/4" BSP	
AW1165	C/P Lugged FI Elbow 20mm C x 3/4" BSP	
AW1163	Brass Lugged Reducing FI Elbow 20mm C x 1/2" BSP	
AW1166	C/P Lugged Reducing FI Elbow 20mm C x 1/2" BSP	
AW1170	Brass Lugged Extended MI Elbow 15mm C x 1/2" BSP	
AW1172	C/P Lugged Extended MI Elbow 15mm C x 1/2" BSP	
AW1180	Brass Tee Triple Union Equal 15mm C	
AW1184	C/P Tee Triple Union Equal 15mm C	
AW1181	Brass Tee Triple Union Equal 20mm C	
AW1185	C/P Tee Triple Union Equal 20mm C	
AW1182	Brass Reducing Tee Triple Union 20mm C x 15mm C	
AW1186	C/P Reducing Tee Triple Union 20mm C x 15mm C	
AW1190	Brass Tee FI x Double Union 15mm C x 1/2" BSP	
AW1191	C/P Tee FI x Double Union 15mm C x 1/2" BSP	
AW1192	Brass Lugged Tee FI x D/Union 15mm C x 1/2" BSP	
AW1200	Brass Stop End 15mm C	
AW1203	C/P Stop End 15mm C	
AW1201	Brass Stop End 20mm C	
AW1204	C/P Stop End 20mm C	
AW276	Brass Nut Kinko Cone 15mm	
AW277	C/P Nut Kinko Cone 15mm	
AW279	Brass Nut Kinko Cone 20mm	
AW267-1	C/P Nut Kinko Cone for Cistern 15mm	
OL05	Nylon Olive 10mm	
OL01	Nylon Olive 15mm	
OL02	Nylon Olive 20mm	



- PIPE COMPRESSION FITTINGS (RIKEN, LASCO PVC, GIBAULTS, TAPPING BANDS & TEST PLUGS)

GAL. MALLEABLE IRON COMPRESSION COUPLINGS
Pipe repair Kits for Black steel & Galvanized Pipe

Code	Size	Length (mm)		
MCC1710	1/2"	83		
MCC1720	3/4"	94		
MCC1730	1"	105		
MCC1740	1 1/4"	116		
MCC1750	1 1/2"	126		
MCC1760	2"	137		



GAL. MALLEABLE IRON COMPRESSION x MALE ADAPTOR

Code	Size		
MCA 2120	1/2"		
MCA 2121	3/4"		
MCA 2122	1"		
MCA 2123	1 1/4"		
MCA 2124	1 1/2"		
MCA 2125	2"		



GAL. MALLEABLE IRON COMPRESSION ELBOW 90°
(While stocks last) - Non longer available

Code	Size		
MCE 1862	1/2"		
MCE 1864	3/4"		
MCE 1866	1"		
MCE 1868	1 1/4"		
MCE 1870	1 1/2"		
MCE 1872	2"	No longer available	



GAL. MALLEABLE IRON COMPRESSION TEES x HIGH PRESS. BSPF BRANCH
(While stocks last) - Non longer available

Code	Size		
MCT 2111	3/4"		
MCT 2112	1"		
MCT 21120	1 1/4"		
MCT 2115	2"	No longer available	

Discontinued product




RUBBER SEALS TO SUIT ABOVE

Code	Size		
MCCG25	1"		
MCCG32	1 1/4"		
MCCG40	1 1/2"		
MCCG50	2"		


LASCO LASCO-O-TITE COMPRESSION REPAIR COUPLINGS

Code	Size (mm)		
1995527	15		
1995543	20		
1995569	25		
1995585	32		
1995608	40		
1995624	50		
1995640	80		
1995666	100		



LASCO EASY-FIX REPAIR COUPLINGS

Code	Size (mm)		
1996206	15		
1996222	20		
1996248	25		
1996264	32		
1996280	40		
1996303	50		
1996345	80		
1996361	100		



GIBAUT COMPRESSION (VARI-GIB) COUPLINGS

S/Steel Barrel & Bolts, Fusion Bonded Epoxy Coated End Flanges
 For 100-250mm sizes: Barrel length is 176mm
 For 300 -400mm sizes: Barrel length is 216mm

Code	Size ND, (ODmm range)		
KVO084DAS	80 (84-108)		
KVO109ACS	100 (109-133)		
KVO158ACS	150 (158-182)		
KVO214ACS	200 (214-238)		
KVO240ACS	225 (240-264)		
KVO272ACS	250 (272-296)		
KVO310ADS	300 (310-334)		
KVO396CDS	375 (396-420)		



TEST PLUGS

Cast Aluminium compression test plugs c/w rubber seal & test port

Code	Size ND		
AC4040-00	3"		
AC4030-00	4"		
AC4050-00	6"		
AC6870-00	8"		
AC6860-00	9"		
AC6850-00	12"		



- **TELESCOPIC POLY COMPRESSION FITTINGS**

Joiners

Code	Description	
GXTR133	1" Extension Joiner - Rural	
GXTR144	1¼" Extension Joiner – Rural	
GXTR155	1½" Extension Joiner – Rural	
GXTR166	2" Extension Joiner – Rural	
GXTM133	25mm Extension Joiner – Metric	
GXTM144	32mm Extension Joiner – Metric	
GXTM155	40mm Extension Joiner – Metric	
GXTM166	50mm Extension Joiner – Metric	



Extension Joiner

Tees

Code	Description	
GXTR333	1" Telescopic Tee - Rural	
GXTR344	1¼" Telescopic Tee - Rural	
GXTR355	1½" Telescopic Tee - Rural	
GXTR366	2" Telescopic Tee - Rural	
GXTM333	25mm Telescopic Tee - Metric	
GXTM344	32mm Telescopic Tee - Metric	
GXTM355	40mm Telescopic Tee - Metric	
GXTM366	50mm Telescopic Tee - Metric	



Telescopic Tee

- **STORZ FITTINGS**

STORZ HOSE COUPLINGS – LIGHT ALLOY

Code	Size – Description Storz (mm) x Hose tail (mm)		
SZHC2520	25 x 20		
SZHC2525	25 x 25		
SZHC3838	38 x 38		
SZHC5038	50 x 38		
SZHC5050	50 x 50		
SZHC6538	65 x 38		
SZHC6550	65 x 50		
SZHC6565	65 x 65		
SZHC6570	65 x 70		
SZHC7575	75 x 75		
SZHC9090	90 x 90		
SZHC100100	100 x 100		
SZHC125125	125 x 125		
SZHC150150	150 x 150		



STORZ ADAPTOR FEMALE THREAD – LIGHT ALLOY

Code	Size – Description Storz (mm) x BSPF		
SZAF2520	25 x 3/4"		
SZAF2525	25 x 1"		
SZAF3838	38 x 1 1/2"		
SZAF5050	50 x 2"		
SZAF6550	65 x 2"		
SZAF6565	65 x 2 1/2"		
SZAF6565F	65 x 2 1/2" FBT*		
SZAF6575	65 x 3"		
SZAF7550	75 x 2"		
SZAF7565	75 x 2 1/2"		
SZAF7575	75 x 3"		
SZAF100100	100 x 4"		
SZAF125125	125 x 5"		
SZAF150150	150 x 6"		



STORZ ADAPTOR MALE THREAD – LIGHT ALLOY

Code	Size – Description Storz (mm) x BSPM		
SZAM2520	25 x 3/4"		
SZAM2525	25 x 1"		
SZAM3838	38 x 1 1/2"		
SZAM5050	50 x 2"		
SZAM6550	65 x 2"		
SZAM6565	65 x 2 1/2"		
SZAM6565F	65 x 2 1/2" FBT*		
SZAM7565	75 x 2 1/2"		
SZAM7575	75 x 3"		
SZAM100100	100 x 4"		
SZAM150150	150 x 6"		



FBT = Fire Brigade Thread (NSW)

STORZ BLANKING CAPS – LIGHT ALLOY

Code	Size – Description Storz (mm)		
SZBC25	25mm Blanking Cap		
SZBC38	38mm Blanking Cap		
SZBC50	50mm Blanking Cap		
SZBC65	65mm Blanking Cap		
SZBC75	75mm Blanking Cap		
SZBC90	90mm Blanking Cap		
SZBC100	100mm Blanking Cap		
SZBC125	125mm Blanking Cap		
SZBC150	150mm Blanking Cap		



STORZ WASHERS – SUCTION & DELIVERY

Code	Size – Description (mm)		
SZW25	25mm Suction & Delivery		
SZW38	38mm Suction & Delivery		
SZW50	50mm Suction & Delivery		
SZW65	65mm Suction & Delivery		
SZW75	75mm Suction & Delivery		
SZW90	90mm Suction & Delivery		
SZW100	100mm Suction & Delivery		
SZW125	125mm Suction & Delivery		
SZW150	150mm Suction & Delivery		

STORZ SPANNER

Code	Size – Description		
SZS	Spanner		



● **TAPPING BANDS**

S/Steel Bolts & Nuts, Sealing ring: Nitrile contained in top half . Pressure rating: 1575 KPa

Standards (Pressure Pipe):

Asbestos cement:	AS4139-1993	Cast Iron:	AS/NZS 2544-1995
PVC:	AS/NZS 1477-1996	Polyethylene:	AS/NZS4130-1987
Galvanized steel	AS1074-1989		

Description					
Nom. Size	Suits OD (mm)	Off take (BSPF)	S/Steel 316	Noryl	Bronze
1½"	48	½" to 1"			
1½"	48	¾" & 1"			
1½"	47-52	¾" & 1"			
2"	60	½" to 1½"			
2"	60	¾" & 1"			
2"	59-64	¾" & 1"			
2½"	75	1" to 1½"			
2½"	75	¾" & 1"			
3"	89	¾" to 1"			
3"	89	1½" to 2"			
4"	114.3	¾" to 1"			
4"	114.3	1½" to 2"			
6"	168	¾" to 2"			
6"	160	¾" to 2"			
8"	225	2"			
8"	219	2"			



Standard Metric and Rural Polypropylene Tapping Saddles (PLASSON) also available – see Plasson price book.

31. PIPE SUPPORT CLIPS & SPACERS - POLYPROPYLENE



TYPE 'B'



TYPE 'C'



TYPE 'F'

IMPERIAL

Pipe clips to suit AS1477 Series 1 Pressure Pipe
i.e. uPVC, ABS, Gal. pipe etc

Code	Size	Type	
05.434.015	1/2"	B	
05.434.020	3/4"	B	
05.434.025	1"	B	
05.434.032	1 1/4"	C	
05.434.040	1 1/2"	C	
05.434.050	2"	C	
05.434.065	2 1/2"	C	
05.434.080	3"	F	
05.434.100	4"	F	
05.434.150	6"	F	

METRIC & IMPERIAL PIPE CLIP SPACERS

Code	Size to suit: (metric & Imperial)		
5.24.020	20	1/2"	
5.24.025	25	3/4"	
5.24.032	32	1"	
5.24.040	40	1 1/4"	
5.24.050	50	1 1/2"	
5.24.063	63	2"	



METRIC

Pipe Clips to suit:

- Metric Poly Pipe
- Series 1 AS1477 uPVC Pressure Pipe (160 thru to 400mm)

Code	Size (mm)	Type	
5.25.016	16	B	
5.25.020	20	B	
5.25.025	25	B	
5.25.032	32	B	
5.25.040	40	C	
5.25.050	50	C	
5.25.063	63	C	
5.25.075	75	C	
5.26.090	90	F	
5.26.110	110	F	
5.26.160	160	F	
5.26.225	225	F	
5.26.250	250	F	
5.26.315	315	F	
5.26.400	400	F	

32. PIPE RISERS

- GALVANISED PIPERISERS



MEDIUM GALVANISED PIPE, Threaded Both ends, BSP Tapered												
SIZE												
SIZE (mm)	8 1/4"	10 3/8"	15 1/2"	20 3/4"	25 1"	32 1 1/4"	40 1 1/2"	50 2"	65 2 1/2"	80 3"	100 4"	125 5"
LENGTH* (mm)						UNIT PRICE Excl. GST						
						Code Example : Gal riser 'GR' + Size '08' + Length '150' i.e. GR08150 = Gal riser 1/4"						
50												
75												
100												
150												
200												
250												
300												
350												
400												
450												
500												
550												
600												
750												
900												
1000												
1200												
1500												
2000												

(*) OTHER LENGTHS AVAILABLE ON REQUEST

M/M POLYPROPYLENE PIPE RISERS, Threaded Both ends, BSP Tapered							
SIZE (mm)		15	20	25	32	40	50
Inches		½"	¾"	1"	1¼"	1½"	2"
Length (mm) (inches)		CODE EXAMPLE: Poly Riser 'PR' + Size '20' + length '03' i.e. PR2003 = Poly Riser ¾" x 3" long					
25	1						
50	2						
75	3						
100	4						
150	6						
200	8						
225	9						
250	10						
300	12						
350	14						
450	18						
600	24						
750	30						
900	36						
1200	48						
1500	60						
1800	72						
2100	84						
2400	96						

M/F POLYPROPYLENE PIPE RISERS, Threaded Both ends , BSP Tapered 'n/a' = not available							
SIZE (M)		½"	¾"	1"	1¼"	1½"	2"
(mm)		15	20	25	32	40	50
SIZE (F)		⅜"	½"	¾"	1"	1¼"	1½"
Length (mm) (inches)		CODE EXAMPLE: Poly Riser 'PRMF' + Size '15' + length '06' i.e. PRMF1506 = Poly Riser ½"M x ⅜"F x 6" long					
150	6						
200	8						
300	12						
450	18						
600	24						
750	30						
900	36						
1200	48						
1500	60						
1800	72						
2050	82						
2400	96						

33. HOSE FITTINGS & ACCESSORIES

- BRASS RING & TAIL AND LUMP ENDS (TAIL MACHINED - TYPE)

BRASS RING & TAILS – MACHINED TAIL

CODE	DESCRIPTION (BSP x Hose)		
RTBEP1212	1/2" x 1/2"		
RTBEP2012	3/4" x 1/2"		
RTBEP2020	3/4" x 3/4"		
RTBEP2512	1" x 1/2"		
RTBEP2520	1" x 3/4"		
RTBEP2525	1" x 1"		
RTBEP3232	1 1/4" x 1 1/4"		
RTBEP4040	1 1/2" x 1 1/2"		
RTBEP5050	2" x 2"		
RTBEP6565	2 1/2" x 2 1/2"		
RTBEP8080	3" x 3"		
RTBEP100100	4" x 4"		



BRASS LUMP ENDS – MACHINED TAIL

CODE	DESCRIPTION (BSP x Hose)		
LEBEP1212	1/2" x 1/2"		
LEBEP1220	1/2" x 3/4"		
LEBEP2012	3/4" x 1/2"		
LEBEP2020	3/4" x 3/4"		
LEBEP2025	3/4" x 1"		
LEBEP2512	1" x 1/2"		
LEBEP2520	1" x 3/4"		
LEBEP2525	1" x 1"		
LEBEP3225	1 1/4" x 1"		
LEBEP3232	1 1/4" x 1 1/4"		
LEBEP4032	1 1/2" x 1 1/4"		
LEBEP4040	1 1/2" x 1 1/2"		
LEBEP5040	2" x 1 1/2"		
LEBEP5050	2" x 2"		
LEBEP6565	2 1/2" x 2 1/2"		
LEBEP8080	3" x 3"		
LEBEP100100	4" x 4"		



- STAINLESS STEEL LUMP ENDS

CODE	DESCRIPTION (BSP x Hose)		
SSHT06	1/8" x 1/8"		
SSHT08	1/4" x 1/4"		
SSHT10	3/8" x 3/8"		
SSHT15	1/2" x 1/2"		
SSHT20	3/4" x 3/4"		
SSHT25	1" x 1"		
SSHT32	1 1/4" x 1 1/4"		
SSHT40	1 1/2" x 1 1/2"		
SSHT50	2" x 2"		
SSHT65	2 1/2" x 2 1/2"		
SSHT80	3" x 3"		
SSHT100	4" x 4"		



- GLASS FILLED NYLON RING & TAILS & LUMP ENDS, WASHER & COMBINATION NIPPLES

CODE	DESCRIPTION (BSP x Hose)		
Nut & Tail (Glass Filled Nylon)			
GNT15	1/2" BSP x 1/2" Hose		
GNT20	3/4" BSP x 3/4" Hose		
GNT2015	3/4" BSP x 1/2" Hose		
GNT25	1" BSP x 1" Hose		
GNT2515	1" BSP x 1/2" Hose		
GNT2520	1" BSP x 3/4" Hose		
GNT32	1 1/4" BSP x 1 1/4" Hose		
GNT40	1 1/2" BSP x 1 1/2" Hose		
GNT50	2" BSP x 2" Hose		
GNT80	3" BSP x 3" Hose		
Lump End (Glass Filled Nylon)			
GMHT06	1/8" BSP x 1/8" Hose		
GMHT08	1/4" BSP x 1/4" Hose		
GMHT0806	1/4" BSP x 1/8" Hose		
GMHT0810	1/4" BSP x 3/8" Hose		
GMHT10	3/8" BSP x 3/8" Hose		
GMHT1006	3/8" BSP x 1/8" Hose		
GMHT1008	3/8" BSP x 1/4" Hose		
GMHT15	1/2" BSP x 1/2" Hose		
GMHT20	3/4" BSP x 3/4" Hose		
GMHT25	1" BSP x 1" Hose		
GMHT32	1 1/4" BSP x 1 1/4" Hose		
GMHT40	1 1/2" BSP x 1 1/2" Hose		
GMHT50	2" BSP x 2" Hose		
GMHT80	3" BSP x 3" Hose		



- POLYPROPYLENE RING & TAIL AND LUMP ENDS

CODE	DESCRIPTION (BSP x Hose)		
Nut & Tail (Polypropylene)			
PPRT15	1/2" x 1/2"		
PPRT20	3/4" x 3/4"		
PPRT25	1" x 1"		
PPRT32	1 1/4" x 1 1/4"		
PPRT40	1 1/2" x 1 1/2"		
PPRT50	2" x 2"		
Lump End (Polypropylene)			
PPLE38	3/8" x 3/8"		
PPLE1538	1/2" x 3/8"		
PPLE15	1/2" x 1/2"		
PPLE2038	3/4" x 3/8"		
PPLE2015	3/4" x 1/2"		
PPLE20	3/4" x 3/4"		
PPLE25	1" x 1"		
PPLE32	1 1/4" x 1 1/4"		
PPLE40	1 1/2" x 1 1/2"		
PPLE50	2" x 2"		
PPLE80	3" x 3"		
PPLE100	4" x 4"		



- *WASHERS for RING & TAILS*

RING & TAIL WASHERS			
CODE	DESCRIPTION		
RTW15	1/2" Rubber Insertion		
RTW20	3/4" Rubber Insertion		
RTW25	1" Rubber Insertion		
RTW32	1 1/4" Rubber Insertion		
RTW40	1 1/2" Rubber Insertion		
RTW50	2" Rubber Insertion		
RTW63	2 1/2" Rubber Insertion		
RTW75	3" Rubber Insertion		
RTW100	4" Rubber Insertion		
RTWL12	1/2" Leather		
RTWL20	3/4" Leather		
RTWL25	1" Leather		
RTWL32	1 1/4" Leather		
RTWL40	1 1/2" Leather		
RTWL50	2" Leather		
RTWL75	3" Leather		

- *PLATED STEEL COMBINATION NIPPLES (HOSE TAIL)*

COMBINATION NIPPLES Plated Steel BSP Thread Hose Tail			
CODE	DESCRIPTION (BSP x Hose)		
CN20	3/4" x 3/4"		
CN25	1" x 1"		
CN32	1 1/4" x 1 1/4"		
CN40	1 1/2" x 1 1/2"		
CN50	2" x 2"		
CN65	2 1/2" x 2 1/2"		
CN80	3" x 3"		
CN100	4" x 4"		
CN125	5" x 5"		
CN150	6" x 6"		
CN200	8" x 8"		



• **PRESSURE NOZZLES, WATERING HOSES & STANDS**

FIRE NOZZLES & POWER JET NOZZLES
Made from Polycarbonate

CODE	DESCRIPTION		
FQN	3/4" BSPF Adjustable Fire Nozzle		
PJNL	1 1/2" BSPF Power Jet Nozzle (Large)		
PJNS	1" BSPF Power Jet Nozzle (Small)		
PSN	3/4" BSPF Power Spray Nozzle		

PSN



FQN



1" PJN


1 1/2" PJN

BRASS FIRE FIGHTING NOZZLES

CODE	DESCRIPTION		
RGBNBV075	3/4" Brass Ball Valve Type		
RGBNBV100	1" Brass Ball Valve Type		
RGHNB075-99	3/4" Brass 2000 Fire Hose Nozzle (On/Off)		
RGHNB100-99	1" Brass 2000 Fire Hose Nozzle (On/Off)		



RGHNB 99 Series 3/4" & 1"



RGBNBV 3/4" & 1" Ball Valve series

MAGNUM NOZZLE

Features include:

- 40' and more of powerful jet spray
- Uncrushable design
- Thick rubber surface for positive control and protection
- Targeted jet spray to gentle fan spray
- No rust or corrosion



CODE	DESCRIPTION		
HR58673	Magnum Fire Nozzle 3/4" BSP Female		

'GUNNA' WASHDOWN GUN

Highly efficient and economic trigger operated water gun designed for low pressure cleaning and fire applications.

Features:

- For water use only
- ½" BSPF Thread
- Maximum working pressure: 90psi
- Maximum operating temperature: 80°C
- Specially designed Non slip rubber grip
- Adjustable jet spray
- Trigger shuts off flow of water when released
- Rubber coated to protect operation
- Various types of Adaptors available to suit ½" x ¾" Hose sizes
- NOT SUITABLE FOR STEAM APPLICATIONS
- Ideal for: DAIRIES, FACTORIES, BREWERIES, ABATTOIRS etc...



Operation is simple, allowing a straight jet or wide spray pattern. Made from brass c/w blue rubber jacket to give years of trouble free operation. Stainless Steel units also available -POA

	DESCRIPTION		
GUNNA	Gunna Pistol washdown gun (Brass)		
GUNNASA1212	½" BSP S/S Swivel adaptor x ½" Hose Tail		
GUNNASA1234	½" BSP S/S Swivel adaptor x ¾" Hose Tail		

ALLROUNDER 11 PREMIUM GARDEN HOSE - Unfitted

Rated to 120Psi – 10

Year Guarantee against faulty workmanship & materials for the period of 10 years from the date of purchase for normal purposes as domestic garden hose

CODE	DESCRIPTION		
HOSE1/2/18	½" Allrounder hose x 18m Roll		
HOSE1/2/30	½" Allrounder hose x 30m Roll		
HOSE1/2/100	½" Allrounder hose x 100m Roll		
HOSE3/4/18	¾" Allrounder hose x 18m Roll		
HOSE3/4/30	¾" Allrounder hose x 30m Roll		
HOSE3/4/100	¾" Allrounder hose x 100m Roll		
HOSE1/20	1" Allrounder hose x 20m Roll		
HOSE1/30	1" Allrounder hose x 30m Roll		
HOSE1/100	1" Allrounder hose x 100m Roll		



• **SUNMATE SPRINKLER & WATERING ACCESSORIES**

CODE	DESCRIPTION		
Water Wands			
58581	Hand held Watering wand 70cm 'Wandmate'		
58293	Shower wand head for delicate flowers		

Sprinkler Spikes & Bases			
58197	Zinc sprinkler spike with step		
58034	Metal Sprinkler spike		
58198	Plastic Sprinkler spike		
58030	Metal Ring Sprinkler Base 1/2" BSPF		
58214	Brass Impact Sprinkler on Zinc Step Spike		


58062	Plastic Two Way Tap Outlet		
-------	----------------------------	--	--

Pistol Nozzles			
SM-PISTOL6PAT	6 Pattern Multi Head Spray Pistol with Green Handle		
SM-ADJ	Adjustable Spray Pistol c/w Solid Brass Nozzle & Green Handle		
58183	Sunmate 10 Pattern Turret Pistol		
58326	Compact Adj. Brass Tip Pistol Grip Nozzle		

Sunmate Tap Outlets			
62019	25mm x 20mm 5 way Manifold Tap Outlet		

Brass Manifold 4 way Shut-Off Outlet			
Solid Brass Construction – Convenient Swivel Hose connection. Includes mounting Bracket, 1-4 Connection			
62010	3/4" Model		
62411	1" Model		

Orbit Sunmate Brass Hose Y-twin Tap Outlet with shut off			
Uses two hoses from the one tap or One hose from the one tap by using Shut Off valve			
58249	3/4" Model		
58472	1" Model		



58198



SM-PISTOL6PAT



58326



58183



62010



62019



58249



58034



SM-ADJ

- **SPRINKLER BASES & STANDS**

TWIN TAPS			
CODE	DESCRIPTION		
TTP	Plastic Snap On		
TTM	Metal – Threaded outlet		




GALVANISED SPRINKLER STAND			
CODE	DESCRIPTION		
GSS	Gal. Stand c/w 3/4" BSP Socket (1.2Kg ea)		



LARGE GALVANISED SPRINKLER SLED			
CODE	DESCRIPTION		
LGS	Gal. Sled c/w 3/4" Socket & MF Bend (4.5 kg)		



GREEN POWDER COATED SPRINKLER BASE			
CODE	DESCRIPTION		
GSSLED	Designed for 3/4" & 1/2" Wobbler Sprinkler Unit Weight 1.1 Kg		



STANDS & ELBOWS			
CODE	DESCRIPTION		
H700	Aluminium Stand only		
H760	Stand + Snap On Elbow (E860)		
H750	Stand + 1/2" BSPM Outlet x 1/4" Gas Fem & 3/4" BSPM Inlet Elbow		
H755	Stand + 1/2" BSPM Outlet x 3/4" BSPF Inlet Elbow (E855)		
E860	Snap on Elbow only		
E850	Elbow - 1/4" & 3/4" M Inlet x 1/2" M Outlet		



MIDDLE T SPIKES & END or ELBOW SPIKES			
CODE	DESCRIPTION		
P51	1/2" Barbed T-Spike		
P76	3/4" Barbed T-Spike		
P90	1" Barbed T-Spike		
P52	1/2" Barbed End Spike		
P77	3/4" Barbed End Spike		
P91	1" Barbed End Spike		
SE250	Snap On End Spike with 1/2" BSPM Outlet		
D800	Raintwin Spike Stand - 1/4" Gas F inlet x 1/2" BSPM Outlet		
G400	Raingem Spike Stand - 1/4" Gas F & 3/4" M Inlet x 1/2" BSPM Outlet		
SE500	Spike Elbow – Brass 1/4" Gas F & 3/4" M Inlet x 1/2" BSPF Outlet		
SE600	Spike Elbow – Brass 1"F & 1/4" M Inlet x 1" F Outlet		

G400

P77, P91

P51, P76 & P90

SE500 & SE600

SE250



SPIKE ELBOW c/w GAL RISER			
CODE	DESCRIPTION		
SS100	12" x 1/2" Gal. Riser with 1/2" Spike Elbow		
SS150	18" x 1/2" Gal. Riser with 1/2" Spike Elbow		
SS200	24" x 1/2" Gal. Riser with 1/2" Spike Elbow		
SS250	30" x 1/2" Gal. Riser with 1/2" Spike Elbow		
SS300	36" x 1/2" Gal. Riser with 1/2" Spike Elbow		
SS350	42" x 1/2" Gal. Riser with 1/2" Spike Elbow		
SS400	48" x 1/2" Gal. Riser with 1/2" Spike Elbow		

34. IRRIGATION SPRINKLERS - IMPACT, POPUP, WOBBLER, BUTTERFLY & GEAR DRIVEN

CODE	DESCRIPTION DISCOUNT CODE 2.5		
SM86	Full circle Butterfly Sprinkler 1/2" BSPM Thread, Die cast body & Plastic Spinner. All Chrome Plated Performance: 5m Max radius @ 13.6L/min		
SM99	Part Circle Metal Impact sprinkler 1/2" BSPM Thread Die Cast Body, Brass nozzle & Spindle Coated in Brass coloured lacquer. Performance: 11m Max @ 12.5L/min Adjustable Arc & radius		
HR101	Full circle Solid Brass Impact Sprinkler c/w S/Stl Drive Spring. 1/2" BSPM Thread, Solid Brass Nozzle. Performance: refer to Nozzle Data table		
HR201	Full circle Solid Brass Impact Sprinkler c/w S/Stl Drive Spring 3/4" BSPM Thread, Solid Brass nozzle HR201 – Single nozzle assembly HR202 – Double nozzle assembly Performance: refer to Nozzle Data table		
SM1602	1/2" BSPF In-can Pop up Impact sprinkler. Side & Bottom entry 8 1/2" Long, 4 1/4" Wide		
PU360 PU270 PU180 PU090	PU Series equivalent to the HR702 MODEL 50mm Pop Up - Full circle 50mm Pop Up - 3/4 circle 50mm Pop Up - 1/2 circle 50mm Pop Up - 1/4 circle		



Performance data for Nozzle to suit HR101 Sprinklers						
KPa	3.5mm Nozzle		4.0mm Nozzle		4.4mm Nozzle	
	lpm	Diam. (m)	lpm	Diam. (m)	lpm	Diam. (m)
172	10.6	22.8	12.9	22.8	15.9	23.0
207	12.0	23.0	14.4	23.0	17.4	23.4
241	12.9	23.4	15.5	23.7	18.9	24.0
276	14.0	23.6	16.6	24.0	20.0	24.3
310	14.8	24.0	17.8	24.3	21.2	24.6
345	15.5	24.3	18.9	24.6	21.9	24.9
379	15.9	24.6	19.7	24.9	23.0	24.9
413	16.3	24.6	20.4	25.3	24.0	25.6

Performance data for Nozzles to suit HR201 Sprinklers				
KPa	4.8mm Nozzle Single Nozzle		4.8mm x 3.2 Nozzle Double Nozzle	
	lpm	Radius (m)	lpm	Radius (m)
241	22.2	15.2	32.0	15.2
275	23.6	15.8	34.7	15.8
310	25.1	16.1	37.3	16.1
344	26.6	16.1	39.2	16.1
378	27.7	16.4	31.0	16.4
413	28.8	16.4	42.5	16.4
447	30.3	16.7	44.4	16.7
482	31.4	16.7	45.8	16.7
517	32.5	17.0	47.3	17.0
551	33.6	17.0	48.8	17.0

CODE	DESCRIPTION DISCOUNT CODE 2.5		
VYR-60	<p>Robust Part Circle sprinkler for systems that must avoid overthrowing onto roads, paths or adjoining areas.</p> <p>Features include:</p> <ul style="list-style-type: none"> • Brass sprinkler • 20mm (¾") BSPM thread • Part or Full circle adjustable • Dual Nozzle • Equivalent to NAAN 233PC & West-ag 261-S <p style="text-align: right;">Brass nozzle to suit</p>		
VYR-66	<p>(Replaces HR46-C)</p> <p>Economical Part Circle sprinkler for systems that must avoid overthrowing onto roads , paths or adjoining areas.</p> <p>Features include:</p> <ul style="list-style-type: none"> • ¾" BSPM Thread • Part/Full circle • Dual Nozzle - 4.0mm x 2.4mm • 30°x 11°Trajectory • Weighted Tripper Arm <p style="text-align: right;">Brass nozzle to suit</p>		



CODE	DESCRIPTION		
L80B	LEGO L80B 1/2" BSPM Robust Plastic full / part circle sprinkler with following features: <ul style="list-style-type: none"> • up to 360° adjustment for part circle • effective radius from 5 to 13m • complete with diffuser screw for heavy to fine drops • made from Delrin plastic by Dupont • good quality control dial • precision jet arm confines water application to desired area only 		

L80B PERFORMANCE TABLE		
Pressure	Discharge	Diameter
KPa	Lpm	m
100	7.4	19
150	8.9	20
200	10.3	21
250	11.6	22
300	12.8	23
350	13.8	24
400	14.8	24



CODE	DESCRIPTION		
BIS20PC	3/4" Brass Impact Sprinkler PART/FULL CIRCLE <ul style="list-style-type: none"> • Double or Single nozzle configuration • Solid Brass construction • Sure Seal Bearing • Diffuser pin & Deflector Plate • Adjustable part circle 		

Performance data 3/4" Impact Sprinkler				
KPa	3/16" Nozzle Single Nozzle		3/16" x 1/8" Nozzle Double Nozzle	
	lpm	Radius (m)	lpm	Radius (m)
344	27.3	16.5	42	14.6
413	29.6	16.8	46	14.9
482	32.2	17.2	49.6	16.9
551	34.5	17.4	50.8	17.3



LARGE BRASS IMPACT SPRINKLERS

CODE	DESCRIPTION		
BIS25FC	1" FI BSP Full Circle – 6.4mm (27°) x 4.8mm (27°) Nozzles		
BIS25PC	1" FI BSP Part Circle – 6.4mm (28°) x 3.2mm (14°) Nozzles		
BIS32FC	1¼" MI BSP Full Circle – 10.0mm (22°) x 5.6mm (18°) Nozzles		
BIS32PC	1¼" MI BSP Part Circle – 10.0mm (22°) x 5.6mm (18°) Nozzles		

Other nozzle sizes also available.

Sprinkler Performance Data - Fitted with standard dual nozzles								
	1" Full Circle		1" Part Circle		1¼" Full Circle		1¼" Part Circle	
Pressure kPa	Radius Metres	Discharge L/min	Radius Metres	Discharge L/min	Radius Metres	Discharge L/min	Radius Metres	Discharge L/min
300	19.9	71	16.7	58	22.6	149	-	-
350	20.4	76	17.4	63	23.6	161	23.6	161
400	21.1	83	17.6	67	24.6	180	24.6	180
450	21.6	87	18.9	71	25.4	182	25.4	182
500	22.1	90	19.4	75	26.1	192	26.1	192
550	23	96	19.8	79	26.7	201	26.7	201
600	-	-	-	-	27.3	210	27.3	210



CODE	DESCRIPTION DISCOUNT CODE 2.5		
VYR37	VYRSA PLASTIC IMPACT SPRINKLER (SOMLO 46C Equivalent) <ul style="list-style-type: none"> • 3/4" BSPM Thread • Full circle • Dual Nozzle - 4.0mm x 2.4mm • 25°Trajectory • Weighted Tripper Arm 		



BRASS ROSE HEAD SPRINKLERS – IBC TYPE

CODE	DESCRIPTION		
OOXRH075	Data: 27 Lpm, & 11m ² @ 110KPa		
BXRH075B	Data: 23 Lpm, & 11m ² @ 110KPa		



CODE	DESCRIPTION DISCOUNT CODE 2.5		
HRWOB12 (1/2") Or HRWOB34 (3/4")	WOBLER SPRINKLER c/w NOZZLE <ul style="list-style-type: none"> • Made by Senninger • 3/4" or 1/2" BSPM Thread • Low pressure • Full circle off centre rotary action • Standard or low angle models 		
HRWOBNOZZLE	Available in different sizes (colour coded for different delivery rates. See performance table below)		
HRWOBNN	Wobbler Sprinkler body only – no nozzle		
HRMINIWOBB	1/2" Mini Wobbler unit c/w nozzle Flow rate .024 to 0.157 lps 68 to 172 KPa Outstanding uniformity & distance of throw at low pressure. Low angle of throw to reduce wind drift & distortion of spray		
HRMININOZZLE	Nozzle Only Suit Mini Wobbler		

STANDARD WOBLER



LOW ANGLE WOBLER



MINI WOBLER



PERFORMANCE TABLE FOR WOBBLER NOZZLES									
Nozzle No.	Color		Pressure KPa						
			68	103	137	172	208	241	275
6	Gold	Lpm.	2.8	3.4	3.9	4.4	4.8	5.2	5.5
		Diam.	11.4	12.6	13.9	14.0	15.0	15.0	15.0
7	Lime	Lpm.	4.0	4.9	5.6	6.3	6.8	7.4	7.8
		Diam.	12.0	13.0	14.0	14.5	14.6	14.5	14.6
8	Lavender	Lpm.	5.3	6.4	7.4	8.3	9.1	9.8	10.4
		Diam.	12.5	14.0	14.6	14.8	14.8	15.0	15.0
9	Grey	Lpm.	6.8	8.1	9.5	10.6	11.6	12.5	13.3
		Diam.	12.8	14.2	14.8	15.0	15.0	15.1	15.2
10	Turquoise	Lpm.	8.3	10.0	11.7	13.0	14.4	15.4	16.4
		Diam.	13.0	14.4	15.0	15.2	15.3	15.4	15.4
11	Yellow	Lpm.	10.1	12.1	14.2	15.7	17.3	18.6	19.8
		Diam.	13.2	14.6	15.2	15.4	15.5	15.6	15.6
12	Red	Lpm.	11.9	14.3	16.7	18.6	20.5	22.1	23.4
		Diam.	13.4	14.8	15.3	15.6	15.6	15.7	15.7
13	White	Lpm.	13.9	16.7	19.6	21.7	23.7	24.4	27.4
		Diam.	13.6	14.9	15.4	15.7	15.7	15.8	15.9
14	Blue	Lpm.	16.0	19.3	22.6	25.3	27.6	29.6	31.5
		Diam.	13.8	15.1	15.6	15.8	15.9	15.9	16.0
15	Dark Brown	Lpm.	18.5	22.4	25.8	28.9	31.5	34.0	36.0
		Diam.	13.9	15.2	15.7	15.9	16.0	16.0	16.1
16	Orange	Lpm.	20.7	25.3	29.1	32.7	35.6	38.4	40.7
		Diam.	14.0	15.3	15.8	16.0	16.0	16.1	16.2
17	Dark Green	Lpm.	23.2	28.8	32.7	36.7	39.9	43.1	45.6
		Diam.	14.1	15.3	15.9	16.0	16.1	16.2	16.2
18	Purple	Lpm.	25.9	31.7	36.4	40.9	44.5	48.1	50.9
		Diam.	14.2	15.4	15.9	16.1	16.2	16.2	16.3

BUTTERFLY SPRINKLERS – Market Gardener

The Market Garden Range – Heavy Duty Butterfly Sprinklers with replacement spinner & Screw. This is the one market gardeners specify. Made from 304 Stainless Steel. Available with unique *Double or Single S/Steel or Poly Spinner*. Designed with balance to promote a low flight throw without sticking. Performance @ 17 l/m covers 40' diameter.

CODE	DESCRIPTION		
MG650P	1/2" S/Steel Double Poly Spinner		
MG650S	1/2" S/Steel Single Poly Spinner		
MG650M	1/2" S/Steel Double S/Steel Spinner		
MG650MS	1/2" S/Steel Single S/Steel Spinner		
MG675P	3/4" S/Steel Double Poly Spinner		
MG675S	3/4" S/Steel Single Poly Spinner		
MG675M	3/4" S/Steel Double S/Steel Spinner		
MG675MS	3/4" S/Steel Single S/Steel Spinner		



ROTAFRAME BUTTERFLY SPRINKLERS			
CODE	DESCRIPTION		
DISCOUNT CODE 2.5			
RB650	1/2" Bronze Frame Single Poly spinner		
RP650	1/2" Poly Frame Double Poly spinner		
RB675	3/4" Bronze Frame Single Poly spinner		
RP675	3/4" Poly Frame Double Poly spinner		
Replacement Parts – Spinners & Screws			
60D	Double Poly Spinner		
60S	Single Poly Spinner		
60B	Double Bronze Spinner		
60BS	Single Poly Spinner		
55P	Poly Screw		
55B	Bronze Screw		



SPRINKLERS FIXED HEAD			
CODE	DESCRIPTION		
DISCOUNT CODE 2.5			
XG450	1/2" S/Steel Rainmist with 3/8" Outlet (16' Dia. @ 21lpm)		



DOME TOP SPRINKLER			
CODE	DESCRIPTION		
DISCOUNT CODE 2.5			
P150	1/2" Female Inlet – 12 L/m		



BORDER FANTAIL TOP SPRINKLER			
CODE	DESCRIPTION		
DISCOUNT CODE 2.5			
BFT	1/2" Female Inlet – 10 L/m		



FLUSH HEAD SPRINKLER – Brass with adjustable Nozzle			
CODE	DESCRIPTION		
DISCOUNT CODE 2.5			
FH360	Flush head – Brass with Full Circle Nozzle		
FH270	Flush head – Brass with 3/4 Circle Nozzle		
FH180	Flush head – Brass with 1/2 Circle Nozzle		
FH090	Flush head – Brass with 1/4 Circle Nozzle		
FHB	Flush head – Brass body only		
FHN	Flush head Nozzle Only (1/4, 1/2, 3/4 & Full circle)		



MINIPRO MODEL

Adjustable from 40° - 360°

- 100mm riser
- Flow range: 0.75 – 3.3 GPM
- Radius: 17' - 30' @ 20-70 PSI
- ½" BSP inlet
- Preset to 90°
- Standard 6 L/m nozzle installed (3, 4, 6, 8 and 12 L/m nozzles included)
- Carton Qty. 25

CODE	DESCRIPTION		
SK13003	MiniPro Short Range Gear driven Rotor		

**PROPLUS MODEL**

Adjustable part circle & continuous 360°

- 125mm riser & 12" High Riser Pop up Models available
- Clutch & memory arc
- Flow range: 0.5 – 10 GPM
- Radius: 28' - 50' @ 7-70 PSI
- ¾" BSP inlet
- Preset to 90°
- Standard 10 L/m nozzle installed (2, 3, 4, 6, 8, 12, 16, 24 & 32 L/m nozzles included)
- 4 x K-Keys included per case
- Carton Qty. 20 (SK11003) & 12 (SK11003-HP)

CODE	DESCRIPTION		
SK11003	ProPlus Mid Range Gear driven Rotor		
SK11003-HP	ProPlus 300mm Hi Pop Gear Rotor		

**SUPERPRO MODEL**

Adjustable part circle & continuous 360°

- 125mm riser
- Flow range: 0.5 – 10 GPM
- Radius: 28' - 49' @ 7-70 PSI
- Clutch & memory arc
- ¾" BSP inlet
- Preset to 90°
- Standard 10 L/m nozzle installed (2, 3, 4, 6, 8, 12, 16, 24 & 32 L/m nozzles included)
- 4 x K-Keys included per case
- Features flow shut-off at the head for easy nozzle changes

CODE	DESCRIPTION		
SK10003	Super Pro Mid Range Gear driven Rotor with flow shut off (Carton Qty. 20)		



PROSPORT MODEL

Adjustable part circle & continuous 360°

- Arc adjustment 40° -360°
- 100mm riser
- Flow range: 5.9 – 32.5 GPM
- Radius: 45' - 77' @ 40-90 PSI
- Clutch & memory arc
- 1" BSP inlet
- Preset to 180°
- Standard 40 L/m nozzle installed (20,40, 60, 80, 100 & 120 L/m nozzles included)
- 4 x K-Keys included per case
- Carton Qty. 12



CODE	DESCRIPTION		
SK14003	ProSport Gear Driven Sports Turf Rotor		
SK14003-SS	ProSport Stainless Steel Riser Gear driven Sports Turf Rotor (Carton Qty. 12)		

RPS75 MODEL (HUNTER PGP COPY)

Adjustable from 40° - 360°

- 100mm riser
- Flow range: 0.5 – 10 GPM
- Radius: 28' - 50' @ 7-70 PSI
- ¾" BSP inlet
- 12 nozzle set included



CODE	DESCRIPTION		
SKRPS75	RPS75 Mid Range Gear driven Rotor (Carton Qty. 20)		

K-SPRAY POP-UP SPRAY HEADS

CODE	DESCRIPTION		
SK73001	80mm Pop Up		
SK74001	100mm Pop Up		
SK76001	150mm Pop Up		
SK71201	300mm Pop Up		

CODE	DESCRIPTION	QTY.		
Discount Code: 2.0				
SPRAY NOZZLES – VARIABLE ARC				
SKV8	2.5m (8') radius	25		
SKV10	3m (10') radius	25		
SKV12	3.6m (12') radius	25		
SKV15	4.5m (15') radius	25		
SKV17	5m (17') radius	25		
SKP15SS	1.2mx8.0m side strip	25		

35. IRRIGATION CONTROLLERS

• TAPTIMERS

WATERWHIZ – MANUAL TAP TIMER			
CODE	DESCRIPTION		
CO0012	2 Hour Mechanical Tap timer (Manual) <ul style="list-style-type: none"> • Simple to set • No batteries required • Fits garden hoses or poly pipe systems • Uses a single or dual outlet • Max. 2 hours watering • Manual operation 		



WATERWHIZ – ELECTRONIC TAP TIMER			
CODE	DESCRIPTION		
CO1801	Electronic Tap Timer 2 <ul style="list-style-type: none"> • Easy to use 2 Dial and enter button • Maximum of 240mins run time • Battery operated 9 Volt • Interval day watering with up to 4 starts per day • Automatic and manual operations • Easy to install. No Plumber or Electrician required • Fits garden hoses or poly pipe systems 		
CO1805	LCD Programmable Tap Timer <ul style="list-style-type: none"> • Battery operated • LCD with easy to use 4 button programming • Up to 4 independent start times per day • Individual day selection • Max. 99 min. run time • Manual operation • Water saver feature 		
CO1907	LCD Programmable Tap Timer for Rain Water Tanks (suitable for low pressure use)		



• CONTROLLERS

PRO469 CONTROLLER			
Easy to use dial selection with 4 buttons for adjusting the programmed information			
<ul style="list-style-type: none"> • Up to 16 starts per day • Maximum run time: 12 hrs 59 mins. per station • Water budgeting 25% to 150% • Rain sensor (RSR) ready feature accepts rain signal directly into the software with individual station selection for rain sensor control • Large plastic out door box, with large display & large terminal block 			
CODE	DESCRIPTION		
CRS3666	6 Station/ Out door box		
CRS3669	9 Station/ Out door box		
PRO1248 CONTROLLER			
<ul style="list-style-type: none"> • Easy to use dial programming with 5 buttons for quick adjustment • 8 fully independent programs & up to 64 starts per day • Up to 12hrs 59mins watering time per station • Master valve / pump start standard & can be turned off by program or by individual station • Two programmable pumps available for fertigation, filtration or dual water supply systems • Programmable delay between stations, ideal for slow closing valves & to prevent cavitation or draw down in bore installations • Permanent memory holds automatic programs during power outs 			
CRS8812	12 Station c/w Outdoor Box		
CRS8818	18 Station c/w Outdoor Box		
CRS8824	24 Station c/w Outdoor Box		
CRS8836	36 Station c/w Outdoor Box		
CRS8848	48 Station c/w Outdoor Box		



RAIN SENSOR			
Comes factory fitted with a plug to fit directly into the Holman range of RSR controllers and tap systems.			
CODE	DESCRIPTION		
CRS1000BC	Rain Sensor with Plug		



RAIN ELECTRONIC BATTERY CONTROLLER		Municipal or agricultural
systems without mains power		
<ul style="list-style-type: none"> • Latching solenoid coil • Completely waterproof • Easy to program – pictorial display • Run times: 1 minute to 999minutes • Max. 2 starts per day • Watering selection, day, 2 days, 3 days • Working pressure: 40-1000 KPa • Powered by 2 x 9 Volt standard batteries • Low battery safety feature • Pack Qty. 1 		
CODE	DESCRIPTION	
VRRO25	Controller on 25mm Valve – flows to 120 Lpm	
VRRO40	Controller on 40mm Valve – flows to 250 Lpm	
VRRO50	Controller on 50mm Valve – flows to 330 Lpm	
VRRO80	Controller on 80mm Valve – flows to 1000 Lpm	



36. PLASTIC JUGS, BUCKETS, RAIN GAUGES, SHOVELS, FEED SCOOPS & FUNNELS,

POURMAXX GRADUATED MULTI PURPOSE JUGS

CODE	DESCRIPTION (Carton Qty.)		
GPMJ250	250ml cup (20ea)		
GPMJ500	500ml Jug (20ea)		
GPMJ1	1 Ltr. Jug (20ea)		
GPMJ2	2 Ltr. Jug (20ea)		
GPMJ3	3 Ltr. Jug (10ea)		
GPMJ5	5 Ltr. Jug (10ea)		



POURMAXX GRADUATED MEASURING CYLINDERS

CODE	DESCRIPTION		
GPMCYL100	100ml cylinder		
GPMCYL250	250ml cylinder		
GPMCYL500	500ml cylinder		



POURMAXX 25 LITRE GRADUATED MEASURING BUCKETS

CODE	DESCRIPTION		
GPMB15	15L Bucket		
GPMB25	25L Bucket		



FEEDMAXX 1Kg FEED SCOOP

Innovative style, strength and stack ability – Special attention given to strength of handle – Ideal for Pet Food & Horse Feed Markets

CODE	DESCRIPTION		
FEEDMAXX1	1 Lt. (0.5Kg) Hand Scoop (available in Blue, Green, Yellow , Red & White)		
FEEDMAXX2	2 Lt. (1 Kg) Hand Scoop (available in Blue, Green, Yellow , Red & White)		



LOADMAXX POLYPROPYLENE GRAIN SHOVEL

CODE	DESCRIPTION		
GRAINSHOVEL	Grain shovel (available in Blue, Green, Purple, Yellow, Red & White)		



RAINMAXX RAIN GAUGE
Made from UV resistant polycarbonate, these units are supplied complete with mounting bracket..

CODE	DESCRIPTION		
RAINMAXX90	Dual scale rain gauge. Imperial scale up to 3½" and metric scale up to 90mm respectively.		
RAINMAXX150	Dual scale rain gauge. Imperial scale from 1/16" to 6" and metric scale 1mm to 150mm respectively.		
RAINMAXX280	Cylindrical Type with inner tube. Only available as metric scale		

RAINMAXX280



RAINMAXX150



FILLMAXX FUNNELS
Easy grip side handle, Removable Filter, Food grade polypropylene & UV Stabilized

CODE	DESCRIPTION		
FUNNEL160	160mm FillMaxx Funnel c/w Strainer & Flexible Extension		
FUNNEL230	230mm FillMaxx Funnel c/w Strainer & Flexible Extension		



- **POLYETHYLENE STAR PICKET CAPS - SAFETY YELLOW**

CODE	DESCRIPTION		
SPC	Plastic Caps c/w internal locking guides & pre-drilled holes through two sides. Available in various colours: Yellow, Green, Blue & Red. Box Quantity: 50 ea		
SPCR	Large Round Star Picket Caps Suitable for both star pickets and round rio rod		

SPC



SPCL

37. INDEX

316 S/STEEL TANK OUTLETS.....	76	FIBRE WASHERS TO SUIT BACK NUTS	74
ABS PIPE & FITTINGS.....	85	FILTER STRAINERS - (POLYPROPYLENE, BRASS & GAL.)	65
AIR VENTING & VAC. RELEASE - GIACOMINI AUTO	56	FILTERS - DRINKING WATER TREATMENT.....	64
AIR VENTING & VACUUM RELEASE - ARV - VALVES.....	56	FILTERS - STAINLESS STEEL	50
ALI/BRONZE & ST/STEEL FLOAT VALVE SPARES	11	FIRE NOZZLES.....	110
ALLTHREAD TANK OUTLETS - GFN.....	77	FIRST FLUSH WATER DIVERTER	70
APEX FLOAT VALVE ACCESSORIES.....	15	FISH PLATES - GALVANISED STEEL	35
APEX FLOAT VALVE SPARE PARTS	19	FIX ALL SELF FUSING TAPE	25
APEX PUMP BUDDY VALVES	17	FLOAT VALVE - SPARTAN, TAIWAN & MBP	15
APEX RAINAID VALVES.....	17	FLOAT VALVE - ALUMINIUM BRONZE	7
ARAG 'IN-LINE' POLYPROPYLENE	65	FLOAT VALVE - APEX FULL FLOW RESERVOIR.....	14
ARAG FILTER SCREENS ONLY	65	FLOAT VALVE - BROWN" LAMBETH PATTERN HP c/w	
AUTO TANK VACUUM SYSTEM.....	73	COPPER FLOAT.....	10
BACKFLOW PREVENTION (RPZ).....	57	FLOAT VALVE - COMET LP BRASS c/w BRASS FLOAT	10
BALL VALVE - 3 Way (L or T Port) TRIPLE UNION.....	44	FLOAT VALVE - GLASS FILLED NYLON FLOAT VALVES	6
BALL VALVE - 3 WAY BRASS.....	44	FLOAT VALVE - LARGE RAINDROP S/STEEL and BRONZE	10
BALL VALVE - HANSEN NYLON.....	43	FLOAT VALVE - RAINDROP® 1½" ALI/BRONZE DUAL LEVEL	9
BALL VALVE - PLASTIC, LEVER HANDLE, BRASS BALL &		FLOAT VALVE - STAINLESS STEEL	8
STEM.....	44	FLOAT VALVE - DIAPHRAGM HP PILOT OPERATED.....	13
BALL VALVE - PLATED BRASS RED B/FLY HANDLE MF	45	FLOAT VALVE RUBBERS - HP & LP SX, COMET & MBP	12
BALL VALVE - PVC 3 WAY, T-PORT.....	44	FLOAT VALVES (Diaphragm Type) - MEGAFLOW, TOPAZ &	
BALL VALVE - RAINDROP PLATED BRASS.....	45	ROJO.....	16
BALL VALVE - STAINLESS STEEL 316 2 Piece.....	46	FLOAT VALVES HANSEN.....	18
BALL VALVE - TESTED GAS APPROVED	45	FLUSH CAP PUMPS-RAINDROP.....	26
BALL VALVE - uPVC DOUBLE UNION.....	43	FOOT VALVE - BRONZE GAUZE TYPE C/W STRAINER.....	53
BALL VALVE - uPVC TESTED DOUBLE UNION	43	FOOT VALVE - PVC FLAP TYPE.....	52
BALL VALVE (BSPF) - uPVC ERA	43	FOOT VALVE - PVC SPRING LOADED.....	52
BALL VALVE- PLATED BRASS YELLOW B/FLY HANDLE.....	45	FOOT VALVE - RAINDROP HEAVY DUTY ALI/BRONZE.....	52
BELVIDERE WIND CONVERT-A-VALVE.....	27	FOOT VALVE - FLOATING ALI/ BRONZE.....	53
BORE CAPS - GALVANISED STEEL.....	35	FOOT VALVE - GALVANISED STEEL QUICK RELEASE	53
BOSTON YELLOW GAS TAPE.....	25	FOOT VALVE - IMPORTED BRASS.....	52
BRASS ALL THREADS.....	74	FUNNELS- FILLMAXX.....	126
BRASS ALL THREADS, BACK NUTS & WASHERS.....	74	GAL MAL FITTINGS.....	86
BRASS DUAL CHECK VALVE.....	51	GALVANISED SPRINKLER SLED LARGE.....	113
BRASS FITTINGS.....	86	GALVANISED SPRINKLER STAND	113
BRASS FLANGED ALL THREADS - LARGE	76	GARDEN HOSE - ALLROUNDER 11 PREMIUM.....	111
BRASS FLANGED BACK NUTS	74	GATE VALVES - BRASS 'ES'	47
BRASS IN-LINE SWING CHECK VALVE.....	49	GATE VALVE - VALTERRA PVC SLIDE	46
BRASS REDUCING ADAPTORS- MF.....	95	GATE VALVE - VDL INDUSTRIAL PVC SLIDE.....	46
BRASS SPRING CHECK VALVE.....	50	GATE VALVES TESTED - DZR BRASS.....	47
BRASS TROUGH DRAIN SOCKET CAPS C/W WASHERS	80	GFN FLOAT VALVE SPARES.....	6
BRASS TROUGH DRAIN SOCKETS	80	GLAND PACKINGS.....	23
BRASS TROUGH INLET SOCKETS.....	80	GXTR/GXTM POLY EXTENSION FITTINGS.....	100
BRASS Y STRAINERS - TESTED.....	66	HAND PUMPS.....	38
BRM (T&S) GAL. LEATHER CLACK TYPE CHECK VALVE	49	HAND PUMPS - CAST IRON.....	39
BRONZE HORIZONTAL CLACK TYPE CHECK VALVE	50	HANSEN FLOAT VALVES.....	18
BUCKETS- POURMAXX.....	126	HANSEN TANK OUTLETS - GFN FLAT.....	77
BULK CONTAINER / SHUTTLE TANK ADAPTORS.....	79	HOOK BOLTS c/w NUTS & WASHERS - 3/8"	35
BUTTERFLY VALVE - CAST IRON LUGGED BODY.....	48	HOSE COCKS.....	42
BUTTERFLY VALVE - FBE COATED WAFER.....	48	IRRIGATION CONTROLLER - CONTROLLERS	124
BUTTERFLY VALVE - Grey uPVC WAFER.....	48	JUMPER VALVE BODIES & WASHERS	42
CAMLOCK COUPLING SPARES.....	85	KENDERS TANK GAUGE.....	68
CAMLOCK COUPLINGS.....	83	LEAF EATER® & LEAF BEATER	72
CARE-FREE WATER CONDITIONERS.....	62	LEATHER PUMP BUCKETS.....	5
CAST ALUMINIUM DRINKING BOWLS.....	41	LEVEL DEVIL TANK GAUGE.....	69
CHEMICAL PUMPS.....	38	LIGHT GUARDS.....	71
COMBINATION NIPPLES	108	LIQUIDATOR.....	69
COMBINED BORE CASING/PIPE CLAMPS - CAST IRON	34	LOWERING SPEARS- WEDGEWIRE	67
COMPRESSION COUPLINGS - GIBAULT.....	99	MECHANICAL SEALS.....	21
COMPRESSION COUPLINGS - LASCO EASY-FIX REPAIR.....	99	MEGAFLOW FLOAT VALVES.....	16
COMPRESSION COUPLINGS - LASCO-O-TITE REPAIR	99	MOZZIE STOPPER.....	73
COMPRESSION COUPLINGS - MALCO	98	NEEDLE VALVES - S/STEEL.....	46
CONTROLLER - RSR 616 CONTROLLER	125	NEOPRENE PUMP BUCKETS.....	4
COPPER BALL FLOATS.....	12	NYLON FITTINGS.....	86
COPPER COMPRESSION FITTINGS - BRASS & CHROME		NYLON MILL ROD CENTRALIZERS.....	33
PLATED - NYLON OLIVE	96	PACKING TUBES - COMPENSATORS - RAINDROP	28
DAM FLOATS- POLYSTYRENE	53	PINK PLUMBERS TAPE	25
DIPSTIK TANK GAUGE.....	68	PIPE CLAMPS- GALVANISED STEEL FOR WINDMILL PUMP	
DRAW PLUNGERS- RAINDROP, CHERNCO & COMET	27	COLUMN.....	34
DRINKING BOWLS - BLACK NYLON	41	PIPE RISERS - GALVANISED.....	105
DRIVE SPEARS- WEDGEWIRE	67	PIPE RISERS - POLYPROPYLENE	106
DRUM PUMPS.....	38	PIPE SUPPORT CLIPS & SPACERS.....	104
ERTACETAL (H.D. NYLON) CENTRALIZING INSERT	29	PLASSON PE FITTINGS.....	85
EUROPA BRASS SPRING CHECK VALVE.....	50	PLASTIC JUGS- POURMAXX.....	126
FEED SCOOPS- FEEDMAXX.....	126	POLY FITTINGS.....	86

POLYPROPYLENE RING & TAIL AND LUMP ENDS.....	108	SPRINKLER - ROTAFRAME.....	121
PRESSURE GAUGES – GLYCERINE FILLED.....	59	SPRINKLER - WOBBLER.....	119
PRESSURE NOZZLES - FIRE FIGHTING NOZZLES.....	110	SPRINKLER BASE - GREEN POWDER COATED.....	113
PRESSURE NOZZLES - FIRE NOZZLES & POWER JET.....	110	SPRINKLER- IMPACT.....	115
PRESSURE NOZZLES - GUNNA' WASHDOWN GUN.....	111	STANDS & ELBOWS.....	113
PRESSURE NOZZLES - MAGNUM NOZZLE.....	110	STAR PICKET CAPS.....	128
PRESSURE REDUCING DRV BRASS ADJUSTABLE.....	55	STEEL WELD-ON PUMP ROD JOINTS.....	34
PRESSURE RELIEF VALVE - SRV BRASS & S/STEEL.....	54	STOCK TROUGH BROOM HANDLES.....	82
PROPOL PUMP COLUMN.....	36	STOCKBRANDS NYLON DRINKING BOWLS.....	41
PROPOL PUMP RODS.....	36	STORZ FITTINGS.....	101
PTFE THREAD SEAL TAPE.....	25	STRAINERS - CARBON STEEL.....	66
PUMP – INLINE SUBMERSIBLE AMAZON.....	39	STRAINERS - POLYPROPYLENE HOSE TAIL.....	66
PUMP COLUMN STABILIZERS- MONO & FLOWER.....	36	SUCTION SCREEN- WEDGEWIRE.....	67
PUMP ROD COUPLINGS – BRASS HEX.....	32	SUNMATE SPRINKLER & WATERING ACCESSORIES.....	112
PUMP ROD COUPLINGS - GALVANISED STEEL.....	32	SWING CHECK VALVES 316 S/STEEL.....	49
PUMP ROD COUPLINGS - GUNMETAL BRONZE.....	32	SWIVEL JOINTS – Black Nylon.....	95
PUMP ROD COUPLINGS - SOLID STEEL.....	32	SX TOP CAP, BARREL & CAGE WASHER SET.....	29
PUMP ROD COUPLINGS - STAINLESS STEEL 316.....	32	SYPHON PUMPS & ACCESSORIES - RAINDROP.....	28
PUMP ROD FORK CONNECTORS – GALVANISED STEEL		T SPIKES & END or ELBOW SPIKES.....	114
WINDMILL.....	34	TANK / DRUM ADAPTORS COARSE THREAD.....	79
PUMP ROD FORK CONNECTORS (MANGANESE/BRONZE).....	33	TANK BOSSES - CORRUGATED TANK LARGE.....	78
PUMP RODS 304 S/STEEL.....	33	TANK BOSSES - STAR SHAPED.....	78
PUMP RODS GAL. HIGH TENSILE STEEL.....	33	TANK FLANGED OUTLETS – CORRUGATED, ZINC, ALLOY.....	78
PUMP RODS WOOD, SPOTTED GUM.....	33	TANK FLANGED OUTLETS - GASKETS CORRUGATED.....	77
PUMP SPARES - FLUSH CAP, DRAW PLUNGER & PACKING		TANK FLANGED OUTLETS – POLYPROPYLENE & GFN.....	77
TUBE.....	30	TANK GAUGE ACCESORIES.....	69
PUMPS – HAND OPERATED.....	38	TANK GAUGES.....	68
PVC CORRUGATED PROFILE OVERFLOW SCREEN.....	72	TANK LEVEL MONITOR – WIRELESS REMOTE.....	68
PVC OVERFLOW SCREEN.....	71	TANK LEVETATOR.....	68
PVC SCHED 80 PIPE & FITTINGS.....	85	TANK OUTLETS - STAINLESS STEEL.....	76
PVC SPRING LOADED CHECK VALVE.....	51	TANK OUTLETS BRASS & S/STEEL FLANGED.....	75
PVC SWING CHECK VALVE.....	51	TANK TOP POLY INLET LEAF STRAINER & FILTER.....	71
RAIN ELECTRONIC BATTERY CONTROLLER.....	125	TAP TIMERS.....	124
RAIN GAUGES- RAINMAXX.....	126	TAPES – SELF FUSING, THREAD & TROUGH.....	25
RAIN SENSOR.....	125	TAPPING BANDS.....	103
RAINDROP 304 STAINLESS STEEL FLOAT VALVE.....	8	TAPS.....	42
RAINDROP ALI/BRONZE VERTICAL CHECK VALVE.....	49	TELESCOPIC POLY COMPRESSION FITTINGS.....	100
RELN NYLON FLOAT VALVE.....	41	THREAD TAPE.....	25
RING & TAIL AND LUMP ENDS - BRASS.....	107	TOPAZ FLOAT VALVES.....	16
RING & TAILS & LUMP ENDS - GFN.....	108	TREACLE TAPS.....	42
ROJO FLOAT VALVES.....	16	TROUGH BROOMS - DIXBRO STOCK.....	82
ROTAMETERS- FLOWMETER.....	61	TROUGH JOINING TAPE – DOUBLE SIDED.....	25
S/STEEL FITTINGS.....	86	TROUGH PLUG - BLACK ROUND TAPERED.....	81
SHOVELS -LOADMAXX.....	126	TROUGH PLUG - SX JR TYPE.....	81
SHROUD ADAPTOR for SUBMERSIBLE PUMPS.....	29	TROUGH PLUG & RUBBERS – SQUARE WASH-OUT.....	81
SILVER DUCT TAPE- ADVANTAGE.....	25	TROUGH PLUG RUBBERS – NEOPRENE SPONGE.....	81
SNAP TAPS.....	42	TROUGH RUBBER - ROCLA.....	82
SOLENOID VALVES – 200 SERIES.....	58	TROUGH RUBBERS.....	82
SPRINKLER – BRASS ROSE HEAD IBC TYPE.....	119	U-BOLTS c/w NUTS & WASHERS ½.....	35
SPRINKLER - DOME TOP.....	121	UNISEAL- PIPE & TANK FITTINGS.....	22
SPRINKLER - FIXED HEAD.....	121	WASHERS - BRASS TROUGH DRAIN SOCKET CAPS.....	80
SPRINKLER - K-RAIN GEAR DRIVE ROTOR.....	122	WASHERS – RUBBER INSERTION.....	74
SPRINKLER - BORDER FANTAIL TOP.....	121	WATER METERS.....	60
SPRINKLER – BUTTERFLY –Market Gardner.....	120	WINDMILLS - WINDPUMP.....	37
SPRINKLER - FLUSH HEAD.....	121	Y STRAINERS – 316 S/STEEL.....	66
SPRINKLER - POPUP, WOBBLER, BUTTERFLY & GEAR..	115		