

# SYSTEM REGULATING VALVES

- **PRESSURE RELIEF VALVE - SRV BRASS & S/STEEL ADJUSTABLE**

This piston style pressure relief valve with conical shaped needle seat for accurate adjustment is available up to 3" in size.

Nominal pressure rating is 1600 KPa with an adjustable pressure relief pressure range between 100 and 1200 KPa. The adjusting of the various relief pressures is achieved by simply screwing the adjustment screw up or down.

Operating temperature range is between -20°C and 185°C.

Bronze units are manufactured with bronze body c/w brass valve seat.

S/Steel units are manufactured with 316SS Body c/w 316SS valve seat & 304SS Stem.

Disc seals are PTFE.

BRONZE/ BRASS UNIT SRV	S/STEEL UNIT SRV-SS
------------------------------	---------------------------

COMPONENTS		
Part Description	SRV-SS	SRV
Valve Body	316SS	Bronze
Valve Seat	316SS	Brass
Disc	316SS	Brass
Disc Seal	PTFE	PTFE
Stem	304SS	Brass
Spring	304SS	Steel
Spring Seat	304SS	Brass
Cap Seal	PTFE	N/A
Body Seal	PTFE	Fibre
Cap	316SS	Brass

## SIZING CHART FOR PRESSURE RELIEF VALVE


RELIEF PRESSURE (Bar)	Discharge Flow Rate of Water L/min					
	1/2"	3/4"	1"	1 1/4"	1 1/2"	2"
1	21	33	60	97	141	234
2	29	46	85	138	199	331
3	36	57	104	169	244	405
4	42	66	120	195	282	468
5	47	74	134	218	315	523
6	51	81	147	239	345	573
7	55	87	159	258	373	619
8	59	93	170	276	398	662
9	63	99	180	293	423	702
10	66	105	190	308	445	740
11	70	111	200	323	463	778
12	76	120	215		485	815
13	82	129	230		512	835

1 Bar = 100kPa

RV-SS (S/Steel)



SRV (Bronze/ Brass)



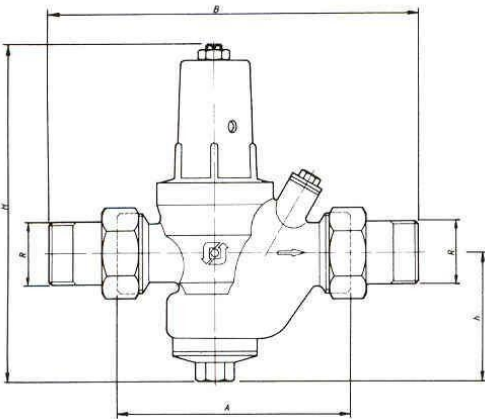
● **PRESSURE REDUCING DRV BRASS ADJUSTABLE**

DRV pressure reducing valves are a high quality industrial valve suitable for inlet pressures up to 2500KPa. They are designed to regulate outlet pressures between 100 and 600 KPa and are easily adjustable by simply turning a screw on the lid of the valve.

The DRV can be used on water, air and neutral gases up to 70°C.



CODE	SIZE		
DRV15	1/2"	<a href="#">View Products</a>	
DRV20	3/4"		
DRV25	1"		
DRV32	1 1/4"		
DRV40	1 1/2"		
DRV50	2"		



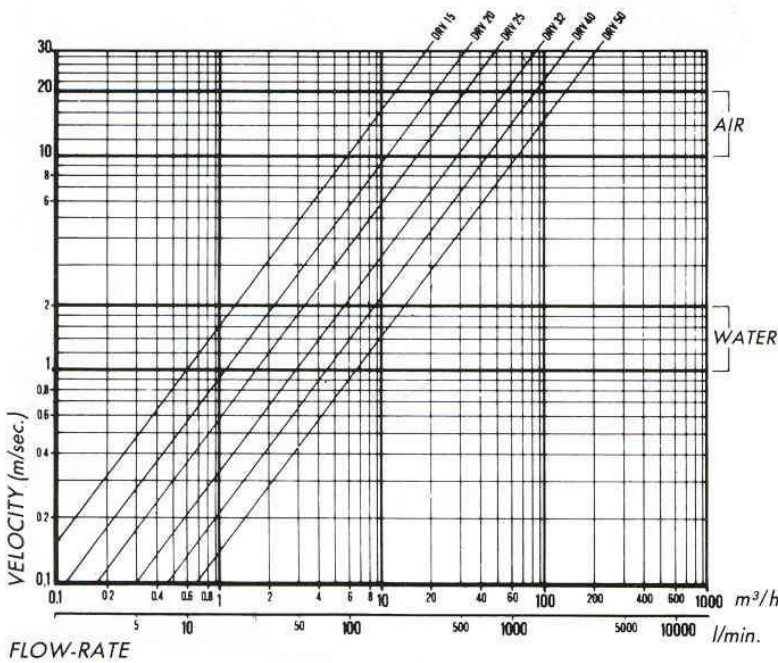
TYPE	DRV15	DRV20	DRV25	DRV32	DRV40	DRV50	
R-Connections	1/2"	3/4"	1"	1 1/4"	1 1/2"	2"	
A	mm	97	110	120	140	160	175
B	mm	152	171	191	211	246	261
H	mm	135	155	182	227	255	262
h	mm	47,5	57,5	66	75	82	88

**CORRECT SIZING OF DRV PRESSURE REDUCING VALVE**

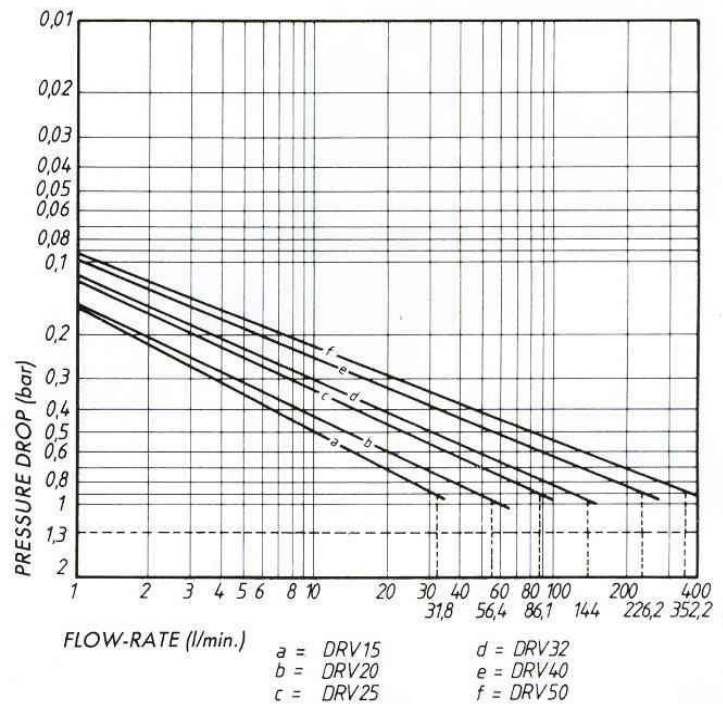
Correct sizing is very important when choosing the right DRV for the job. It is important that the media velocity is not high as to cause large pressure drops or noise levels which will be conveyed to the distribution network.

Velocities should be kept between 1 & 2 m/s for fluids and 10 & 20 m/s for air. The correct size can be determined from Diagram A. Diagram B will determine the head loss of the unit chosen.

**DIAGRAM A**



**DIAGRAM B**



- **AIR VENTING & VACUUM RELEASE**

<b>R88/1 GIACOMINI AUTOMATIC AIR VENT</b>			
CODE	SIZE		
GAV	3/8" BSPM	<a href="#">Product Link</a>	



**Installation:**

Use a tapping saddle to suit poly pipe & bush down to 3/8" BSPF to suit male nipple on air vent.

**Application:**

In all heating systems using water, air pockets are created which must be drained in order to avoid noise and water circulation problems.

**Features:**

The R88/1 valve has a high capacity to vent, even though it has small overall dimensions, which enables the valve to be used in confined spaces.

**Technical data:**

PN7 pressure is forged on the cap of the valve and the maximum vent flow is reached with that pressure. Nevertheless the valve can be used with lower or higher pressure, being guaranteed up to 1.4 MPa (14 Barg). Maximum operating temperature is 120°C.

<b>ARV - AIR RELEASE VALVES</b>			
Features include:			
<ul style="list-style-type: none"> <li>• Up to 40 times higher flow rate than other valves on the market</li> <li>• Pressure rated to 1600KPa</li> <li>• Float will not prematurely close even with extremely high air velocities</li> <li>• Totally sealed at 20KPa</li> <li>• Totally non corrosive</li> <li>• Manufactured with UV stabilized materials</li> <li>• Unique shaped rolling seal</li> <li>• Fully <b>automatic &amp; kinetic</b> (double acting – allows vacuum relief during decompression and vents air pockets during line commissioning)</li> </ul>			
CODE	SIZE		
ARV-1-A	1" BSPM	<a href="#">Contact us</a>	
ARV-2-KA	2" BSPM		

Use 1" units on pipelines up to 6" diameter.  
 Use 2" units on pipelines 6"-10" diameter.  
 Both 1" & 2" units available with threaded brass bass –P.O.A



**ARV-1- A**



**ARV-2-KA**



• **BACKFLOW PREVENTION REDUCED PRESSURE ZONE (RPZ)**

**Reduced Pressure Principle**

The Apollo Series 4A-200 Reduced Pressure Principle Backflow Preventer is designed to give maximum protection against backflow caused by either back-pressure or back-siphonage from substances that are hazardous. The durable but economical device is easily maintained in the line with modular check cartridge assemblies that require no special tools. It consists of two independently acting spring-loaded check valves with an automatic differential relief valve located between the check valves. All testcocks are mounted at the top of the unit to assure easy access during repair and maintenance when unit is installed in tight places.

**Features:**

- Maximum protection against back pressure/ back siphonage
- Modular check valve cartridges with easily replaced parts
- Reversible / removable chloramines resistant silicone seat discs
- Low head pressure loss
- Internal sensing passage
- Corrosion resistant
- AS2845.1 approved
- Max Press.: 1200KPa
- Temperature range: 1°C-82°C
- Horizontal installation
- Designed, manufactured, assembled & tested in California, USA
- 5 year warranty

CODE	SIZE (mm)	Description		
<b>CONBRACO BRASS RPZ DEVICES</b>				
				
4020-LG-20	3/4"	3/4" BSPF ends	<a href="#">Contact us</a>	
4020-LG-25	1"	1" BSPF ends		
4020-LG-32	1 1/4"	1 1/4" BSPF ends		
4020-LG-40	1 1/2"	1 1/2" BSPF ends		
4020-LG-50	2"	2" BSPF ends		
				
4020-LG-80	3"	3" Tab D Flanged	<a href="#">Contact us</a>	
4020-LG-100	4"	4" Tab D Flanged		
4020-LG-150	6"	6" Tab D Flanged		

