



Greencare line



Passeggiando

30 m hose d. 20 mm (1/2" x 98,5ft)

" During irrigation Passeggiando moves and follows the trajectory of the hose placed on the ground by user and winds up".



Standard equipment:



Automatic hose rewind through the turbine water drive with low absorption.

Pressure: min. 2 max. 4 bar
min. 29 max. 58 psi



Adjustable sprinkling density.

Hose rewind:
min. 8 max. 20 m/h
min. 25 max. 65 feet / h



360° sprinkler

Flow: 10-15 l/min 0,6 - 0,9 m3/h
3,30 gallon GB/min 3,95 gallon USA/min
Wetted width: min. 6 max. 12m
min. 19 max. 39 ft



stopping device at end irrigation with water stop.

On request:



sectorial sprinkler (code 260200)

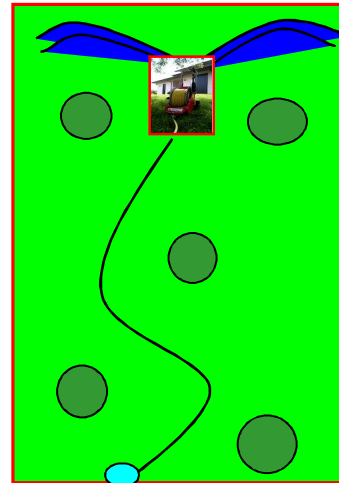
Flow: 10-15 l/min 0,6 - 0,9 m3/h
3,30 gallon GB/min 3,95 gallon USA/min
Wetted width: min. 15 max. 25m
min. 49 max. 82 ft



handle (code 260900)



Box: 40 x 80 x 45 cm
15,75 x 31,5 x 17,7 in
Weight: 28 kg
62 lbs



wet surface with 360° sprinkler
504 m2

wet surface with sectorial sprinkler
1375 m2





Leader 20 turbine

40 m. hose d. 20 mm (1/2" x 131 ft)

"During irrigation Leader 20 winds up the hose placed on the ground by user".



Standard equipment:

Automatic hose rewind through the turbine water drive with low absorption.

Pressure: min. 2 max. 4 bar
min. 29 max. 58 psi

Adjustable sprinkling density.

Hose rewind:

min. 8 max. 20 m/h
min. 25 max. 65 feet / h

sectorial sprinkler

Flow: 10-15 l/min 0,6 - 0,9 m3/h
3,30 gallon GB/min 3,95 gallon USA/min

Wetted width: min. 15 max. 25m
min. 49 max. 82 ft



stopping device at end irrigation with water stop.



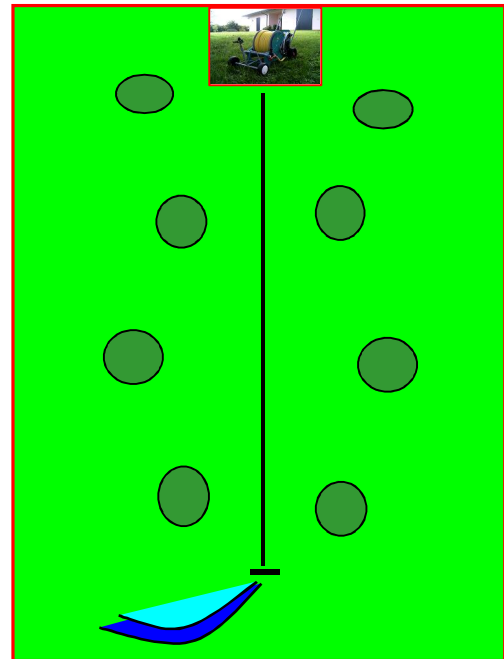
handle



sprinkler trolley on wheels
automatic trolley lifting



Box: 40 x 80 x 45 cm
15,75 x 31,5 x 17,7 in
Weight: 33 kg
73 lbs



wet surface
1300 m2





Leader 25 turbine

50 m. hose d. 25 mm (3/4" x 164 ft)

"During irrigation Leader 25 winds up the hose placed on the ground by user".

Leader Turbine drive can be used with special waters and fertilizers.



Standard equipment:



Automatic hose winding through our innovative water turbine drive with low absorption.

Pressure: min. 2 max. 4 bar
min. 29 max. 58 psi



Adjustable sprinkling density.

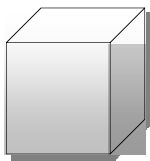
Hose rewind:
min. 8 max. 40 m/h
min. 25 max. 130 feet / h

Stopping device at end irrigation and water flow stop.



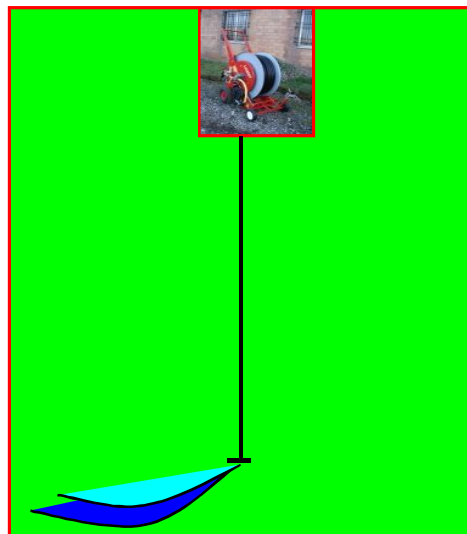
Sectorial sprinkler with 5 6 and 7 mm nozzles.

Sprinkler trolley on wheels.
Automatic sprinkler trolley lifting.



Box: 60 x 76 x 80 cm
24 x 30 x 32 in
Weight: kg. 60 132 lbs

Flow: 12/39 l/min 3/10 gpm



Wet surface 1488 m2

ORMA	inlet pressure		gun pressure		flow		max. wetted width	useful wet width	sprinkling density in mm/hour		
	bar	bar	l/min	m3/h	mt	85%			10m/h	20m/h	30m/h
4	2,2	1,5	12	0,7	22	19	3,3	1,7	1,1		
	2,7	2	14	0,8	24	20	3,5	1,8	1,2		
	3,7	3	17	1	26	22	3,9	2,0	1,3		
5	2,3	1,5	20	1,2	24	20	5,0	2,5	1,7		
	2,8	2	22	1,3	26	22	5,1	2,6	1,7		
	3,8	3	27	1,6	28	24	5,8	2,9	1,9		
6	3,0	2	32	1,9	28	24	6,9	3,5	2,3		
	4,0	3	39	2,3	30	26	7,8	3,9	2,6		



Leader 32 turbine

70 m. hose d. 32 mm (1" x 164 ft)

"During irrigation Leader 32 winds up the hose placed on the ground by user".

Leader Turbine drive can be used with special waters and fertilizers.



Standard equipment:



Automatic hose winding through our innovative water turbine drive with low absorption.

Pressure: min. 2,5 max. 5,5 bar
min. 36 max. 80 psi



Adjustable sprinkling density.

Hose rewind:
min. 8 max. 30 m/h
min. 25 max. 98 feet / h

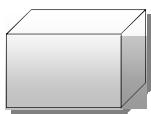


Stopping device at end irrigation and water flow stop.



Sectorial sprinkler with 6, 7 and 8 mm nozzles.

Sprinkler trolley on wheels.
Automatic sprinkler trolley lifting.



Box: 90 x 90 x 105 cm
36 x 36 x 42 in

Weight: kg. 122 269 lbs

Flow: 32/80 l/min 8/21 gpm

Wet surface 2840 m2

ORMA	inlet pressure		gun pressure		flow		max. wetted width	useful wet width	sprinkling density in mm/hour		
	bar	bar	bar	bar	l/min	m3/h			mt	85%	10m/h
6	3	2	32	1,9	29	25	6,6	3,3	2,2		
	4,2	3	39	2,3	33	28	7,1	3,6	2,4		
	5,3	4	45	2,7	35	30	7,7	3,9	2,6		
7	3,3	2	42	2,5	30	26	8,4	4,2	2,8		
	4,6	3	52	3,1	34	29	9,2	4,6	3,1		
	5,8	4	60	3,6	37	31	9,7	4,9	3,2		
8	3,9	2	57	3,4	34	29	10,1	5,1	3,4		
	5,0	3	69	4,1	38	32	10,9	5,5	3,6		
	6,0	4	80	4,8	41	35	11,7	5,9	3,9		

These specifications are for a guide only and are based on theoretical calculations and performance tests.



Leader 32 - 40 turbine

type **LE32120A** **LE40120A**
 120 m. hose d. 32 mm (1" x 394 ft)
 120 m. hose d. 40 mm (1 1/4" x 394 ft)

"During irrigation Leader 32 - 40 winds up the hose placed on the ground by user".

Leader Turbine drive can be used with special waters and fertilizers.

Standard equipment:

Automatic hose winding through our innovative turbine drive with low absorption.

Pressure: min. 3 max. 5,5 bar
 min. 44 max. 80 psi

Adjustable sprinkling density.

Hose rewind:
 min. 8 max. 30 m/h
 min. 25 max. 98 feet / h

Stopping device at end irrigation and water flow stop.

Leader 32 flow 39/80 l/min - 10/21gpm
Leader 40 flow 57/124 l/min - 15/33 gpm

Leader 32 - 120 m

Sectorial sprinkler with 6 7 and 8 mm nozzles

Leader 40 - 120 m

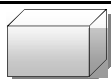


Sectorial sprinkler with 8 9 and 10mm nozzles

Adjustable sprinkler trolley on wheels.
 Automatic sprinkler trolley lifting.

Box: 145 x 103 x 140 cm. kg. 210
 57 x 41 x 55 in 463 lbs



Wet surface 4660 m2



ORMA	inlet pressure	gun pressure	flow		max. wetted width	useful wet width	sprinkling density in mm/hour		
	bar	bar	l/min	m3/h			85%	10m/h	20m/h
6	4,2	3	39	2,3	33	28	7,1	3,6	2,4
	5,3	4	45	2,7	35	30	7,7	3,9	2,6
7	3,3	2	42	2,5	30	25,5	8,4	4,2	2,8
	4,6	3	52	3,1	34	29	9,2	4,6	3,1
	5,8	4	60	3,6	37	31	9,7	4,9	3,2
8	3,9	2	57	3,4	34	29	10,1	5,1	3,4
	5,0	3	69	4,1	38	32	10,9	5,5	3,6
	6,0	4	80	4,8	41	35	11,7	5,9	3,9
9	3,0	2	71	4,2	35	30	12,2	6,1	4,1
	4,2	3	87	5,2	39	33	13,4	6,7	4,5
	5,4	4	100	6	42	36	14,3	7,2	4,8
10	4,2	2	88	5,3	30	25,5	17,6	8,8	5,9
	4,9	3	107	6,4	35	30	18,3	9,2	6,1
	5,5	4	124	7,4	38	32	19,6	9,8	6,5

These specifications are for a guide only and are based on theoretical calculations and performance tests.



Leader 32 - 40 turbine

type **LE32120P** **LE40120P**

120 m. hose d. 32 mm (1" x 394 ft)

120 m. hose d. 40 mm (1 1/4" x 394 ft)

"During irrigation Leader 32 - 40 winds up the hose placed on the ground by user".

Leader Turbine drive can be used with special waters and fertilizers.

Standard equipment:



Automatic hose winding through our innovative turbine drive with low absorption.

Pressure: min. 2,5 max. 5,5 bar
 min. 36 max. 80 psi



Adjustable sprinkling density.

Hose rewind:
min. 8 max. 15 m/h
min. 25 max. 47 feet / h



Stopping device at end irrigation and water flow stop.

Leader 32 flow 39/80 l/min - 10/21gpm
Leader 40 flow 57/124 l/min - 15/33 gpm

Leader 32 - 120 m

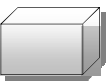
Sectorial sprinkler with 6 7 and 8 mm nozzles

Leader 40 - 120 m

Sectorial sprinkler with 8 9 and 10mm nozzles

Adjustable sprinkler trolley on wheels.

Automatic sprinkler trolley lifting.



Box: 145 x 103 x 140 cm. kg. 210
 57 x 41 x 55 in 463 lbs



Wet surface 4660 m2



ORMA	inlet pressure	gun pressure	flow		max. wetted width	useful wet width	sprinkling density in mm/hour	
	bar	bar	l/min	m3/h			85%	10m/h
6	4,2	3	39	2,3	33	28	7,1	4,8
	5,3	4	45	2,7	35	30	7,7	5,2
7	3,3	2	42	2,5	30	25,5	8,4	5,6
	4,6	3	52	3,1	34	29	9,2	6,2
	5,8	4	60	3,6	37	31	9,7	6,4
8	3,9	2	57	3,4	34	29	10,1	6,8
	5,0	3	69	4,1	38	32	10,9	7,2
	6,0	4	80	4,8	41	35	11,7	7,8
9	3,0	2	71	4,2	35	30	12,2	8,2
	4,2	3	87	5,2	39	33	13,4	9,0
	5,4	4	100	6	42	36	14,3	9,6
10	4,2	2	88	5,3	30	25,5	17,6	11,8
	4,9	3	107	6,4	35	30	18,3	12,2
	5,5	4	124	7,4	38	32	19,6	13,0

These specifications are for a guide only and are based on theoretical calculations and performance tests.



Leader 50 turbine

150 m. hose d. 50 mm (1"1/2 x 492 ft)
 180 m. hose d. 50 mm (1"1/2 x 590 ft)

"During irrigation Leader 50 winds up the hose placed on the ground by user".

Leader Turbine drive can be used with special waters and fertilizers.

Standard equipment:

Automatic hose winding through our water turbine drive with low absorption.



Pressure:

min. 3 max. 5,5 bar
 min. 44 max. 80 psi

Adjustable sprinkling density.

Hose rewind:

min. 8 max. 30 m/h
 min. 25 max. 98 feet / h



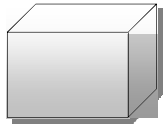
Stopping device at end irrigation and water flow stopping.

Automatic system to maintain constant the choose rewinding speed.



Sectorial sprinkler with 9,10 and 12 mm nozzles.

Adjustable sprinkler trolley on wheels.
 Automatic sprinkler trolley lifting.



Box: 170 x 133 x 175 cm
 67 x 53 x 69 in

Weight: kg. 360/390 784/860 lbs



Wet surface 8440 m2

Flow: 88/211 l/min 23/55 gpm

ORMA	inlet pressure		gun pressure		flow		max. wetted width	useful wet width	sprinkling density in mm/hour		
	bar	bar	l/min	m3/h	mt	85%			10m/h	20m/h	30m/h
9	3,0	2	88	5,3	36	31	14,7	7,4	4,9		
	4,0	3	107	6,4	40	34	16	8,0	5,3		
	5,1	4	124	7,4	43	37	17,3	8,7	5,8		
10	3,0	2	107	6,4	38	32	16,9	8,5	5,6		
	4,2	3	130	7,8	42	36	18,6	9,3	6,2		
	5,3	4	151	9	45	38	20,1	10,1	6,7		
12	3,3	2	149	8,9	42	36	21,3	10,7	7,1		
	4,7	3	182	10,9	47	40	23,2	11,6	7,7		
	6,0	4	211	12,6	52	44	24,3	12,2	8,1		

These specifications are for a guide only and are based on theoretical calculations and performance tests.



O.R.M.A. S.R.L.



Leader 63 turbine

110 m. hose d. 63 mm (2" x 361 ft)

"During irrigation Leader 63 winds up the hose placed on the ground by user".

Leader Turbine drive can be used with special waters and fertilizers.

Standard equipment:

Automatic hose winding through a turbine drive with low absorption.

Pressure:

min. 3 max. 5,5 bar
min. 44 max. 80 psi

Adjustable sprinkling density.

Hose rewind:

min. 8 max. 30 m/h
min. 25 max. 98 feet / h



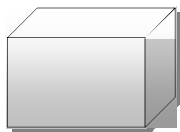
Stopping device at end irrigation and water flow stopping.

Automatic system to maintain constant the choose rewinding speed.



Sectorial sprinkler with 12,14 and 16 mm nozzles.

Adjustable sprinkler trolley on wheels.
Automatic sprinkler trolley lifting.



Box: 170 x 133 x 175 cm.
67 x 53 x 69 in

Weight: kg. 360 784 lbs



Wet surface 6430 m2

Flow: 125/351 l/min 33/93 gpm

ORMA	inlet pressure		gun pressure		flow		max. wetted width	useful wet width	sprinkling density in mm/hour		
	bar	bar	bar	bar	l/min	m3/h			mt	85%	10m/h
12	3,0	2	125	9,1	40	34	18,7	9,4	6,2		
	3,7	3	182	10,9	48	41	22,8	11,4	7,6		
	4,7	4	211	12,6	54	46	23,4	11,7	7,8		
14	3,0	2	195	11,7	42	36	27,9	14,0	9,3		
	4,0	3	239	14,3	50	43	28,7	14,4	9,6		
	4,8	4	277	16,6	58	49	28,7	14,4	9,6		
16	3,0	2	247	14,8	44	37	33,7	16,9	11,2		
	4,0	3	303	18,2	52	44	35,0	17,5	11,7		
	5,0	4	351	21	60	51	35,1	17,5	11,7		










These specifications are for a guide only and are based on theoretical calculations and performance tests.



O.R.M.A. S.R.L.



irrigation boom



model	LE0035 + LE0036					LE0017 + LE0036			
description	12 meter long irrigation boom 39 ft long irrigation boom					16 meter long irrigation boom 52 ft long irrigation boom			
irrigation width	16 meter					20 meter			
nozzle number	14 + 2					18 + 2			
nozzle flow rate	green	yellow	red	orange		green	yellow	red	orange
									
<i>l/min</i> 1 bar	9	11	13,4	25	1 bar	9	11	13,4	25
<i>l/min</i> 2 bar	13	15,4	18,6	33,5	2 bar	13	15,4	18,6	33,5
<i>l/min</i> 3 bar	15,4	19	22,6	40	3 bar	15,4	19	22,6	40
total flow rate					total flow rate				
<i>l/min</i> 1 bar	176	204	237,6		<i>l/min</i> 1 bar	212	248	291,2	
<i>l/min</i> 2 bar	249	282,6	327,4		<i>l/min</i> 2 bar	301	344,2	401,8	
<i>l/min</i> 3 bar	295,6	346	396,4		<i>l/min</i> 3 bar	357,2	422	486,8	
total flow rate					total flow rate				
<i>m3/h</i> 1 bar	10,6	12,2	14,3		<i>m3/h</i> 1 bar	12,7	14,9	17,5	
<i>m3/h</i> 2 bar	14,9	17	19,6		<i>m3/h</i> 2 bar	18,1	20,7	24,1	
<i>m3/h</i> 3 bar	17,7	20,8	23,8		<i>m3/h</i> 3 bar	21,4	25,3	29,2	
transport details									
	20 x 20 x 300 cm + 120 x 80 x 50 cm 8 x 8 x 119 in. + 47 x 31 x 19 in.					30 x 30 x 300 cm + 120 x 80 x 50 cm 11 x 11 x 119 in. + 47 x 31 x 19 in.			
total weight	70 kg 154 lbs					80 kg 176 lbs			

Standard packaging for Leader travelers.



WEIGHT AND DIMENSIONS	kg.		lbs	
Leader 25 m.50	60	cm. 60x76x80	132	24x30x32 in
Leader 32 m.70	122	cm. 90x90x105	269	36x36x42 in
Leader 32 m.120	200	cm. 103x145x140	441	41x57x55 in
Leader 40 m.120	210	cm. 103x145x140	463	41x57x55 in
Leader 50 m. 120	360	cm. 133x170x175	784	52x67x69 in
Leader 50 m. 150	375	cm. 133x170x175	822	52x67x69 in
Leader 50 m. 180	390	cm. 133x170x175	860	52x67x69 in
Leader 63 m. 110	380	cm. 133x170x175	838	52x67x69 in



O.R.M.A. S.R.L.

for gardens



Leader 20 m. 40 turbi



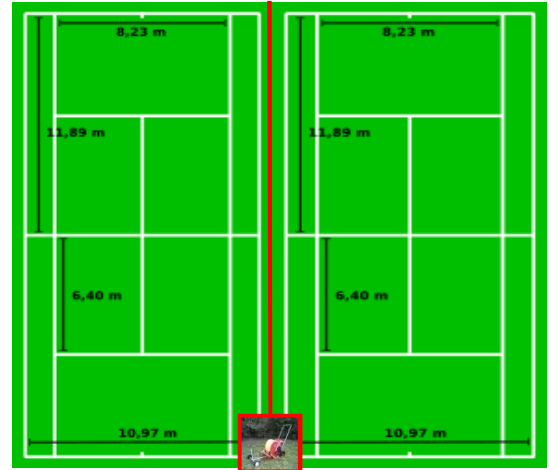
Leader 25 m. 50 turbina

for tennis fields



Leader 20 m. 40 turbina

This unit covers two tennis fields in a single pass.



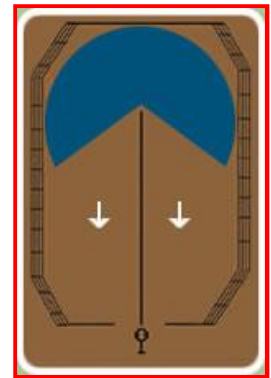
for rodeo arenas



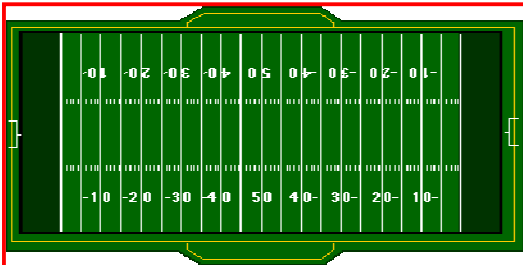
Leader 25 m. 50 turbina



Leader 32 m. 70 turbina



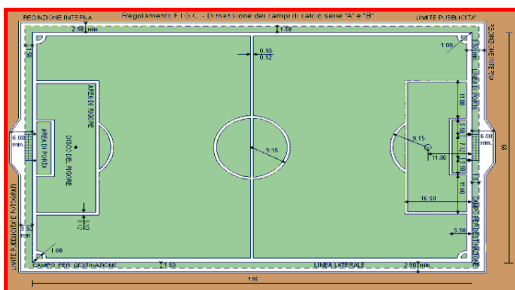
for football fields



Leader 32 m. 120 turbina
Leader 40 m. 120 turbina



for sport fields (soccer)



Leader 32 covers the sport fields in three passes.
Leader 40 covers the sport fields in two passes.



O.R.M.A. S.R.L.

Via Giardino 10/A - 40026 Giardino di Imola (Bo) - Italia

tel. +39 0542 55095 fax +39 0542 55467 - e-mail: info@ormasrl.it

www.ormasrl.it